4/8/2016 2:05 PM

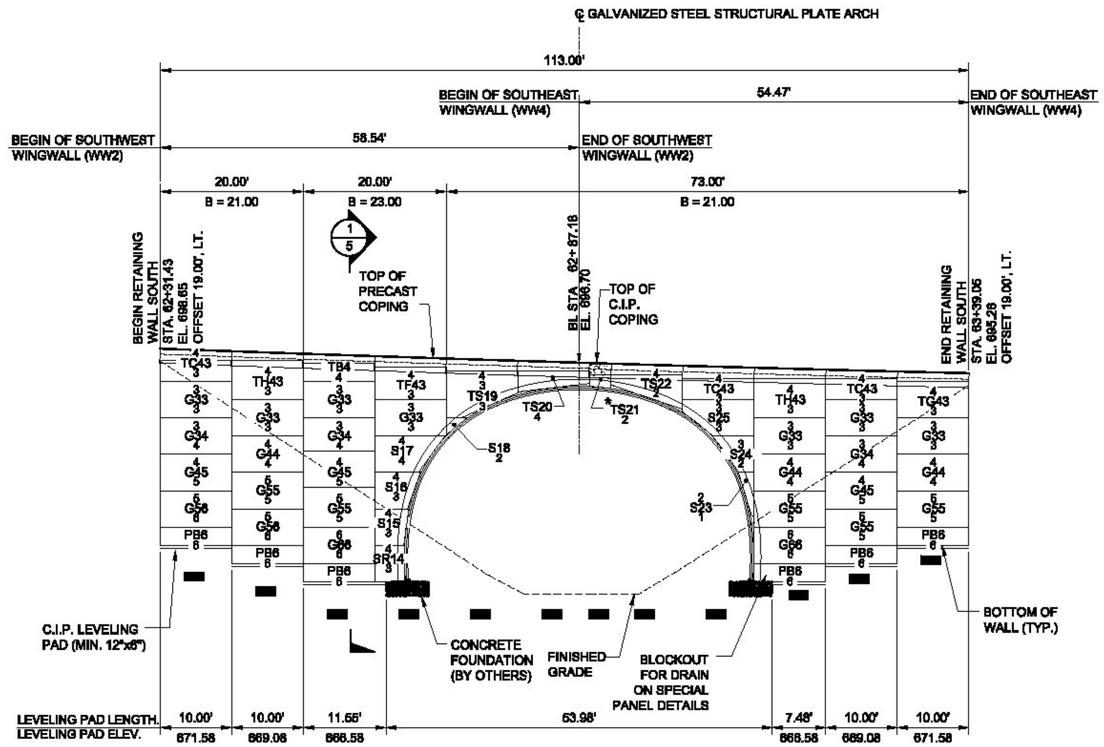

SEE CONTRACT DRAWINGS FOR TOP OF WALL ELEVATIONS.

*PANEL TS21 FIELD MEASURED PRIOR TO CASTING.

ELEVATION ~ RETAINING WALL SOUTH

FRONT FACE

NOTES:

1. DIMENSIONS FOR WALLS ARE GIVEN ALONG FRONT FACE OF PANEL.
2. STATIONS AND OFFSETS ARE GIVEN TO FACE OF SPECIAL PROVISION.
3. ELEVATIONS ARE TO THE TOP OF COPING OR TOP OF LEVELING PAD.
4. REFERENCE CONTRACT DRAWINGS FOR LOCATION OF DRAINAGE STRUCTURES AND DETAILS NOT SHOWN HERE.
5. EXISTING GROUND MAY NOT BE SHOWN FOR CLARITY. REFERENCE CONTRACT DRAWINGS FOR LOCATION.
6. REFERENCE PANEL DETAILS AND PANEL SCHEDULES FOR SPECIFIC PANEL DETAILS.
7. PANEL FINISH WALL TO BE ROCKY MOUNTAIN FLAGSTONE.

SOIL REINFORCING SCHEDULE

GRID-STRIP					
TYPE	LONG SIZE	TRAN SIZE	LONG SPACE	TRAN SPACE	SR WIDTH
GS11	W11.0	W11.0	0'-2"	1'-0"	3"

1. FABRICATION SPECIFICATIONS PER ASTM A1064 & A123
2. LENGTH OF SOIL REINFORCING = B GIVEN UNDER DIMENSION LINE

PANEL DEFINITION

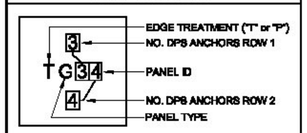

PANEL TYPE = G (5'-0" x 10'-0" x 8")
No. DPS ANCHORS ROW 1 = 3
No. DPS ANCHORS ROW 2 = 4
GRID-STRIP SOIL REINFORCING

PRECAST STANDARD PANEL SCHEDULE

TYPE	PANEL LENGTH	PANEL HEIGHT	SR ROWS PER PANEL	TYPE	PANEL LENGTH	PANEL HEIGHT	SR ROWS PER PANEL
A	10'-0"	2'-0"	1	G	10'-0"	5'-0"	2
B	10'-0"	2'-8"	1	H	10'-0"	5'-6"	3
C	10'-0"	3'-0"	2	J	10'-0"	6'-0"	3
D	10'-0"	3'-8"	2	K	10'-0"	6'-6"	3
E	10'-0"	4'-0"	2	L	10'-0"	7'-0"	3
F	10'-0"	4'-8"	2	M	10'-0"	7'-6"	3

"T" - PANEL TYPE PREFIX DESIGNATES TOP PANEL
"P" - PANEL TYPE PREFIX DESIGNATES BOTTOM PANEL
"G" - DOUBLE TYPE PREFIX DESIGNATES SLOPED PANEL

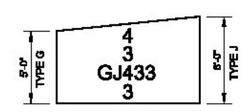

SLOPING PANEL ATTRIBUTE

REV	DESCRIPTION	BY	DATE

PROPRIETARY AND CONFIDENTIAL
THIS DRAWING IS SOLE PROPERTY OF BIG R MANUFACTURING, LLC AND CONTAINS PROPRIETARY INFORMATION FOR USE WITH THIS PROJECT ONLY. ANY REPRODUCTION IN PART OR AS A WHOLE WITHOUT WRITTEN PERMISSION IS STRICTLY PROHIBITED.

BIG R BRIDGE
VISTAWALL SYSTEMS
P.O. Box 1290 • Greeley, Colorado 80632-1290
(970) 356-9600 • Fax:(970) 356-9621 • www.bigrbridge.com

PROPOSED IMPROVEMENT BRIDGE PROJECT
TOWN OF ST. JOHNSBURY COUNTY OF CALEDONIA
VT ROUTE 2B BRIDGE NO. 6

RETAINING WALL SOUTH ELEVATION

SCP MSE RETAINING WALL
GRID-STRIP SOIL REINFORCING

THE DESIGN CONTAINED HEREIN IS BASED ON INFORMATION SUPPLIED BY OTHERS. BIG R BRIDGE IS CERTIFYING INTERNAL STABILITY OF THE STRUCTURE ONLY. EXTERNAL AND GLOBAL STABILITY REQUIREMENTS ARE THE RESPONSIBILITY OF OTHERS

REFERENCE DRAWINGS
NOT FOR CONSTRUCTION

VW15-00388
DESIGNED BY CDA
DRAWN BY ARO
CHECKED BY CDA
SHEET NO. 3 OF 16

K:\2015\VW\2015-00388 St. Johnsbury, VT\2015-00388 BASE REVISED 4-8-16.dwg