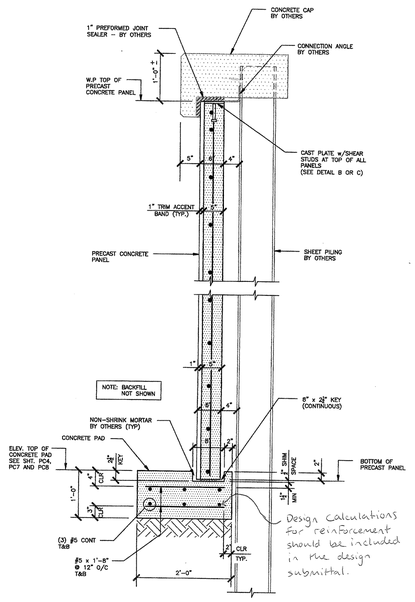

Design calculations for reinforcement should be included in the design submittal.

SECTION
1"= 1'-0"

1) SEE REF. LOWER WALL DETAIL ON SHT 12 OF 14 AND UPPER WALL DETAIL ON SHT 14 OF 14 BY VTRANS.

2) ASSUME EQUAL FILL BOTH SIDES OF PANEL

3) CONCRETE FOOTING SHALL BE CLASS S41.30. FOOTING SIZE GIVEN ON DETAILS BY VTRANS. FOOTING REINFORCING DESIGN BASED ON: MIN fp = 1500 psf
f'c = 3,000 psi
fy = 60,000 psi

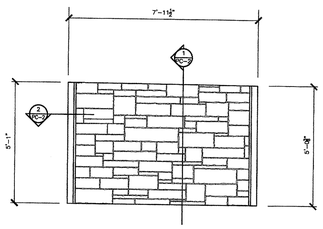

ELEVATION PC10 (2 pcs)
3/8" = 1'-0"

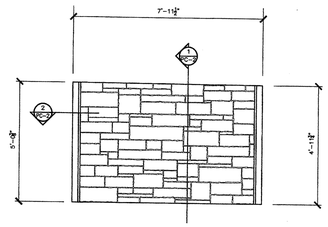

ELEVATION PC11 (2 pcs)
3/8" = 1'-0"

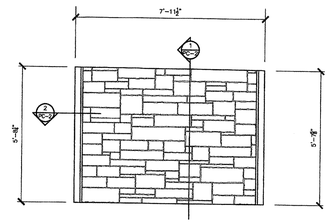

ELEVATION PC12 (1 pc)
3/8" = 1'-0"

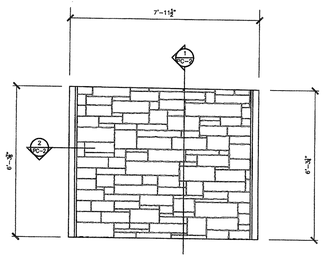

ELEVATION PC13 (11 pcs)
3/8" = 1'-0"

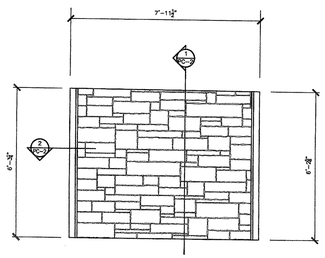

ELEVATION PC14 (11 pcs)
3/8" = 1'-0"

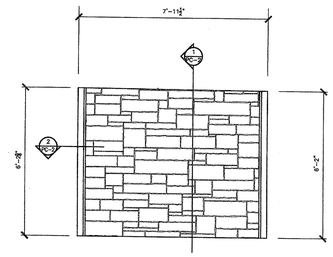

ELEVATION PC15 (11 pcs)
3/8" = 1'-0"

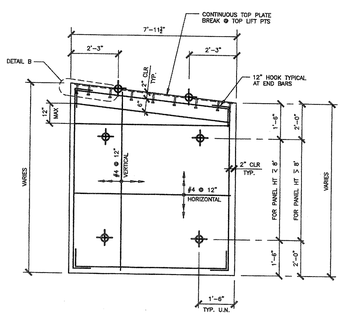

TYPICAL PRECAST PLANK REINFORCING ELEVATION
N.T.S.

INDICATES LIFT INSERT LOCATIONS

1) ALL PANEL CONCRETE 28-DAY f'c = 5,000 psi
REINFORCING STEEL Fy = 60,000 psi

2) SEE SHEET PC-2 FOR TOP LIFT ANCHOR DETAIL.

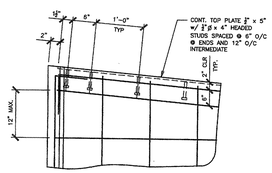

DETAIL B
1" = 1'-0"

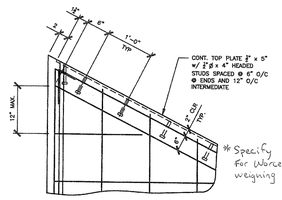

DETAIL C
1" = 1'-0"

*Specify 4-ton inserts for Worcester Ave. Panels weighing more than 5,700 lbs.

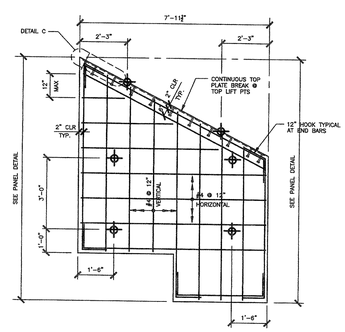

PC16 REINFORCING ELEVATION
N.T.S.

INDICATES LIFT INSERT LOCATIONS

1) ALL PANEL CONCRETE 28-DAY f'c = 5,000 psi
REINFORCING STEEL Fy = 60,000 psi

2) SEE SHEET PC-2 FOR TOP LIFT ANCHOR DETAIL.

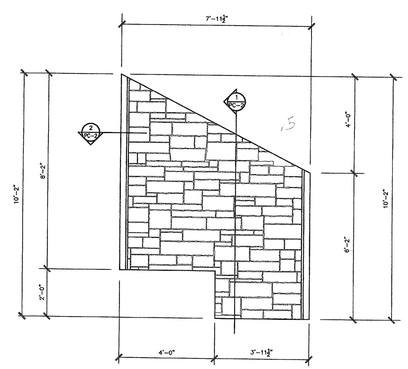

ELEVATION PC16 (10 pcs)
3/8" = 1'-0"

GRISWOLD
S.T. Griswold & Co. Inc.
183 Industrial Ave
PO Box 849
Williston, VT 05495
Phone: 802-658-6860
Fax: 802-658-6869
Architectural Precast Division
NPCA CERTIFIED PLANT

NOTE:

This shop drawing represents ST Griswold's interpretation of the architectural plans and specifications and our contract requirements for this project.

Prior to manufacture of product from this drawing, all dimensions, method of construction, and existing conditions must be checked, revised and approved by ST Griswold client.

GENERAL NOTES:

1) All mortar and control joints are assumed to be 3/8".
2) All lengths stated are actual lengths.
3) All anchorage to be provided by others:
–Not responsibility of ST Griswold.
4) All loss anchorage to be supplied by others:
–Not responsibility of ST Griswold.

Approval Stamp:

The undersigned has reviewed this drawing and is returning it to ST Griswold with the following approval for fabrication and shipment.

- [ ] Approved
- [x] Approved as Noted
- [ ] Approved as Noted (Resubmit for record)
- [ ] Revise and Resubmit

By: (Signature) Date: 7/21/08
By: (Print Name) David Hanley
Company: GeoDesign, Inc.

* Please make note that revisions may effect pricing and lead times

No.	DATE	REVISION

McFarland Johnson
40 FARRELL STREET SOUTH BURLINGTON, VT 05403
Tel: (802) 862-9381 Fax: (802) 862-7450

TOWN OF HART FORD
COUNTY OF WINDSOR
U.S. ROUTE 5 (MAJOR COLLECTOR)
HARTFORD VERMONT

PRECAST ELEVATIONS & SECTIONS

DRAWN	APPROVED	PROJ. No.
GAB		17185.00
CHECKED	SCALE	DATE
RED	AS NOTED	6/03/08

PC-5

COPYRIGHT © 2008 McFarland-Johnson, Inc.