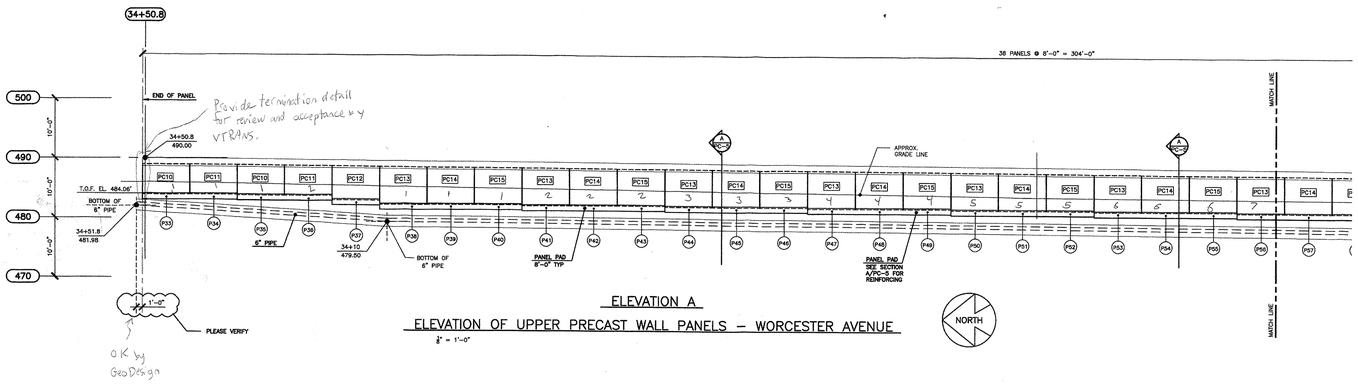

ELEVATION A

ELEVATION OF UPPER PRECAST WALL PANELS – WORCESTER AVENUE

$\frac{1}{8}$" = 1'-0"

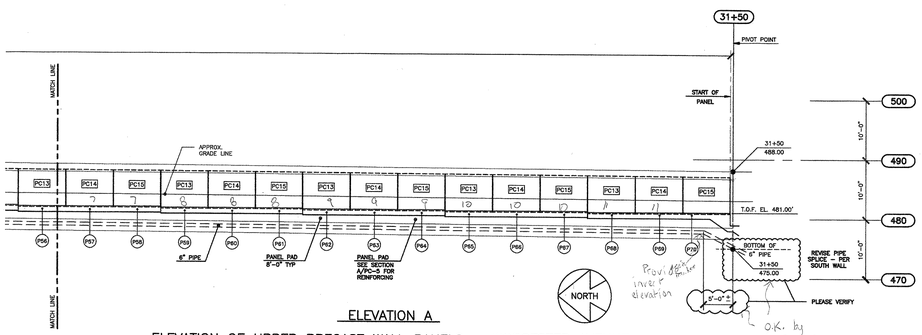

ELEVATION A

ELEVATION OF UPPER PRECAST WALL PANELS – WORCESTER AVENUE

$\frac{1}{8}$" = 1'-0"

ELEVATIONS FOR PAD AT PRECAST CONCRETE PANELS									
PAD MARK	ELEV. TOP OF PAD	PAD MARK	ELEV. TOP OF PAD	PAD MARK	ELEV. TOP OF PAD	PAD MARK	ELEV. TOP OF PAD	PAD MARK	ELEV. TOP OF PAD
P33	484.06	P41	482.41	P49	482.09	P57	481.62	P65	481.16
P34	484.06	P42	482.41	P50	481.93	P58	481.62	P66	481.16
P35	483.96	P43	482.41	P51	481.93	P59	481.47	P67	481.16
P36	483.96	P44	482.25	P52	481.93	P60	481.47	P68	481.00
P37	483.25	P45	482.25	P53	481.78	P61	481.47	P69	481.00
P38	482.56	P46	482.25	P54	481.78	P62	481.31	P70	481.00
P39	482.56	P47	482.09	P55	481.78	P63	481.31		
P40	482.56	P48	482.09	P56	481.62	P64	481.31		

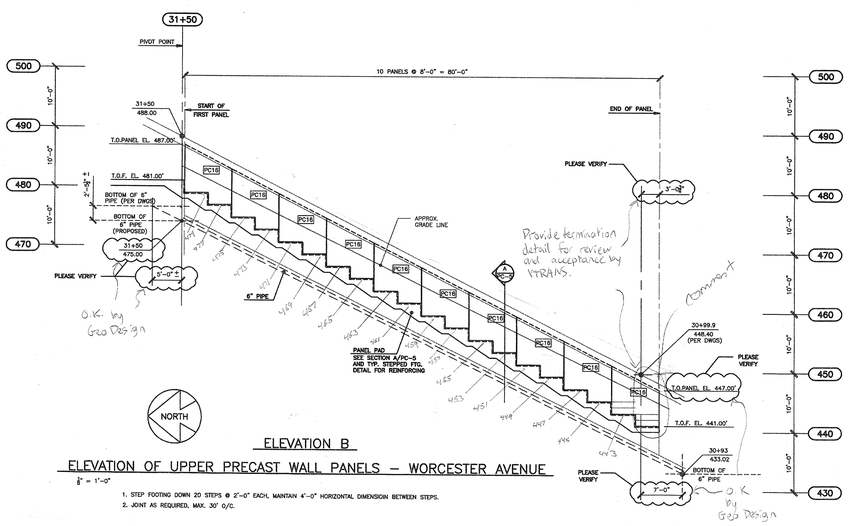

ELEVATION B

ELEVATION OF UPPER PRECAST WALL PANELS – WORCESTER AVENUE

$\frac{1}{8}$" = 1'-0"

1. STEP FOOTING DOWN 20 STEPS @ 2'-0" EACH, MAINTAIN 4'-0" HORIZONTAL DIMENSION BETWEEN STEPS.
2. JOINT AS REQUIRED, MAX. 30' o/c.

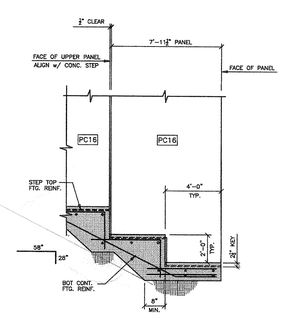

TYPICAL REINFORCING STEPPED FOOTING DETAIL

NTS

GRISWOLD

S.T. Griswold & Co. Inc.
153 Industrial Ave
PO Box 919
Williston, VT 05495
Tel: 802-878-5331
Fax: 802-658-0868
Architectural Precast Division

NPCA CERTIFIED PLANT

NOTE:

This shop drawing represents ST Griswold's interpretation of the architectural plans and specifications and our contract requirements for this project.

Prior to manufacture of product from this drawing, all dimensions, method of construction, and existing conditions must be checked, revised and approved by ST Griswold's client.

GENERAL NOTES:

1) All mortar and control joints are assumed to be 3/8".
2) All lengths stated are actual lengths.
3) All lifting devices are to be cast in field by others: •Not responsibility of ST Griswold.
4) All face anchorage to be supplied by others: •Not responsibility of ST Griswold.

Approval Stamp:

The undersigned has reviewed this drawing and is returning it to the engineer with the following approval for fabrication and shipment:

- [ ] Approved
- [x] Approved as Noted
- [ ] Approved as Noted (Resubmit for record)
- [ ] Revise and Resubmit

By: (Signature) Date: 7/21/08

By: Daniel Hawley (Please Print)

Company: GeoDesign

* Please make note that revisions may effect pricing and lead times

No.	DATE	REVISION

McFarland Johnson

40 FARRELL STREET SOUTH BURLINGTON, VT 05403
Tel: (802) 862-8381 Fax: (802) 862-7450

TOWN OF HART FORD
COUNTY OF WINDSOR
U.S. ROUTE 5 (MAJOR COLLECTOR)
HARTFORD VERMONT

PRECAST WALL PANELS – BARRIER

DRAWN	APPROVED	PROJ. No.
GAB		17185.00
CHECKED	SCALE	DATE
RED	AS NOTED	6/03/08

PC-4

COPYRIGHT © 2008 McFarland-Johnson, Inc.

K:\Proj\Grinnell\17185 Hartford 6" Bridge\ 08\PC-3-4.dwg, 6/7/2008 12:12:15 AM