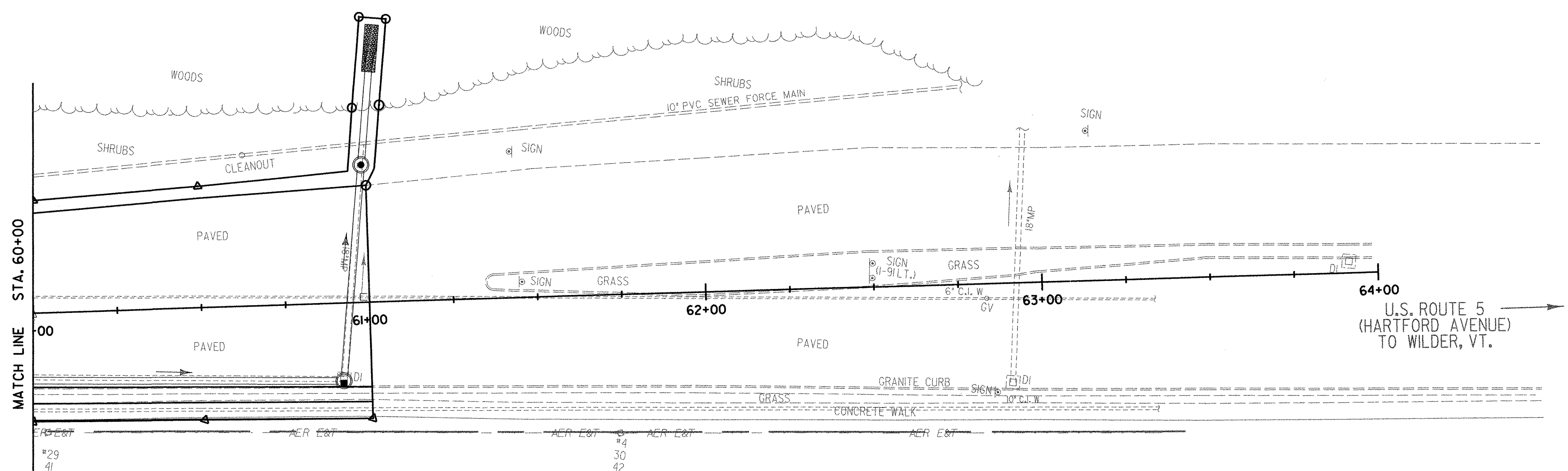
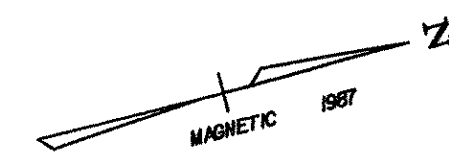


**LANDSCAPING LAYOUT SHEET 9**

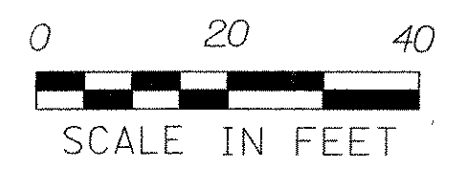


**LANDSCAPE LEGEND**

	PROPOSED CONIFEROUS TREE/SHRUB
	PROPOSED DECIDUOUS TREE/SHRUB
	BRICK PAVING
	TOPSOIL (MOD.)
	LILAC
	'GROW LOW' SUMAC
	NINEBARK 'DIABLO'
	COMPACT PHITZER JUNIPER
	WINTERBERRY
	'HYPERION' DAYLILY
	NANNYBERRY
	BOSTON IVY
	ARBORVITAE
	EXISTING EVERGREEN TREE/SHRUB
	EXISTING DECIDUOUS TREE/SHRUB
	PROJECT DEMARCATION FENCE
	SNOW FENCE (MOD. - ARCH)

**DATUM**  
 VERTICAL NGVD 1929  
 HORIZONTAL N/A

NOTES: 1.) REFER TO TYPICAL ROADWAY SECTION SHEETS FOR SEEDING FORMULAS AND LANDSCAPING DETAIL SHEETS FOR PLANTING DETAILS.



PROJECT: <b>HARTFORD</b>	PROJECT NO. : RS 0113(40)
DESIGN FILE NAME: z027bdr.dgn	PLOT DATE: 1/10/2007
IPARM FILE NAME:	SURVEY DATE: 1/87
SURVEYED BY: FANTONI	DRAWN BY: E. ATKINS
SQUAD LEADER: KEN UPMAL	SHEET: 190 OF 239