

DURABLE 4" WHITE LINE

40+00 ~ 40+12 LT EDGE LINE SOLID (RADIUS)
 40+12 ~ 41+69 EDGE LINE SOLID (31' - 28' LT)
 41+69 ~ 43+00 EDGE LINE SOLID (RADIUS)
 43+00 ~ 44+55 EDGE LINE SOLID (17' RT)
 44+55 ~ 44+73 LT EDGE LINE SOLID (RADIUS)
 25+38 ~ 26+50 LT (SAUNDERS AVE) EDGE LINE SOLID
 40+00 ~ 40+15 LANE LINE DASHED (14' RT)
 40+15 ~ 40+45 EDGE LINE SOLID (25' RT)
 40+45 ~ 43+01 EDGE LINE SOLID (25' - 17' RT)
 43+01 ~ 45+00 EDGE LINE SOLID (17' RT)

DURABLE 4" YELLOW LINE

40+00 ~ 40+25 DOUBLE LINE SOLID (2.5' RT)
 40+25 ~ 40+70 DOUBLE LINE SOLID (2.5' - 5' RT)
 40+50 ~ 41+50 LT LANE LINES SOLID & DASHED (VARIES)
 41+50 ~ 44+75 LANE LINES SOLID & DASHED (16' LT)
 40+70 ~ 41+50 RT LANE LINES SOLID & DASHED (VARIES)
 41+50 ~ 44+75 LANE LINES SOLID & DASHED (16' RT)
 25+37 ~ 26+50 C (SAUNDERS AVE) DOUBLE LINE SOLID

DURABLE 24" STOP BAR

25+37 LT - 18' (SAUNDERS AVE)

DURABLE LETTER OR SYMBOL

42+04 ~ 45+00 ARROWS (4 EACH)
 43+35 ~ 43+45 LT SCHOOL (16 EACH)
 25+41 ~ 25+49 LT STOP (4 EACH) (SAUNDERS AVE)

DURABLE CROSSWALK W/ DIAGONAL LINES

(MOD. - BLOCK TYPE)

25+29 LT ~ RT - 47 LF (SAUNDERS AVE)

TEMPORARY 4" WHITE LINE

(SAME AS DURABLE)

TEMPORARY 4" YELLOW LINE

(SAME AS DURABLE)

TEMPORARY 24" STOP BAR

(SAME AS DURABLE)

TEMPORARY LETTERS OR SYMBOLS

(SAME AS DURABLE)

TEMPORARY CROSSWALK W/ DIAGONAL LINES

(MOD. - BLOCK TYPE)

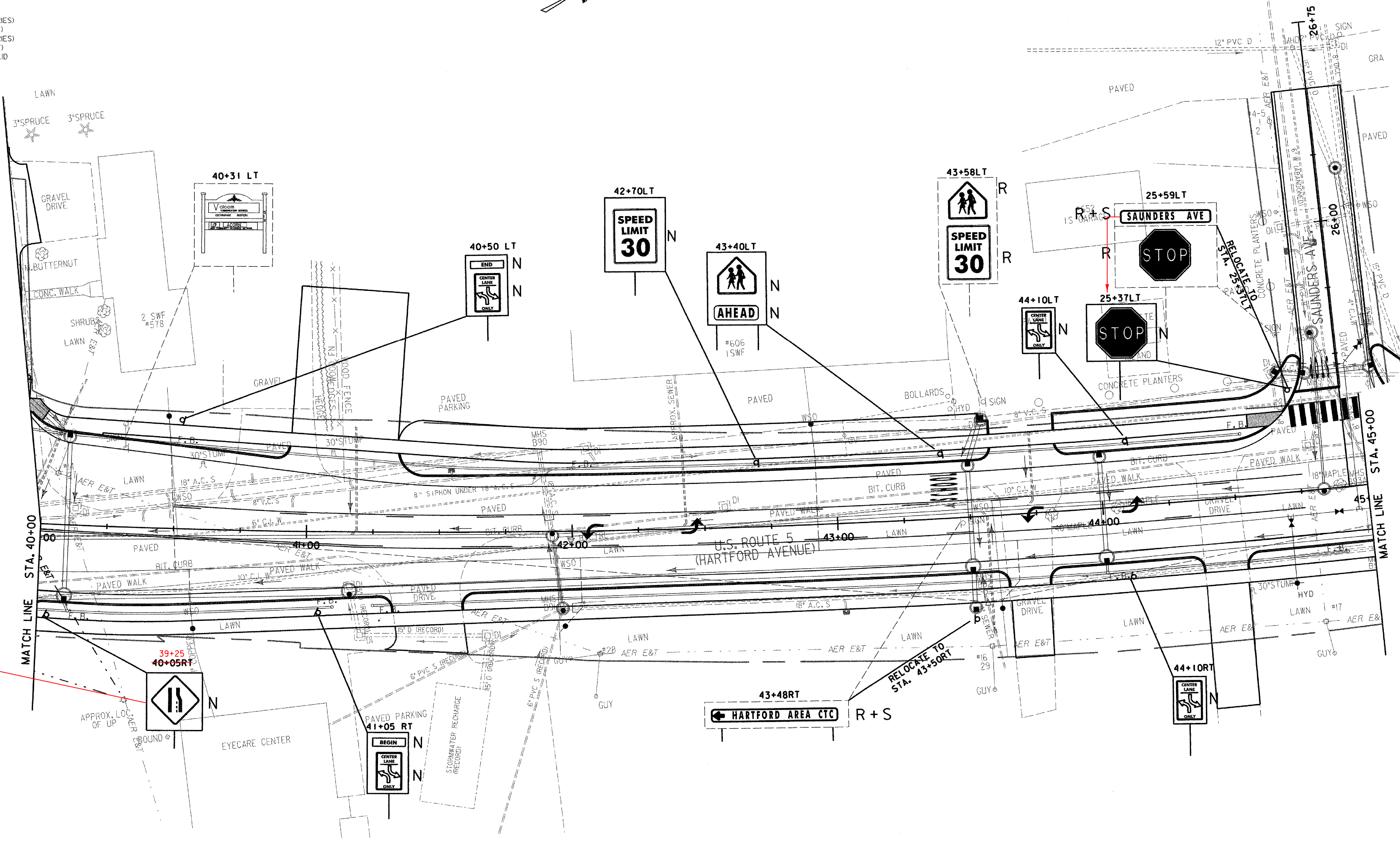
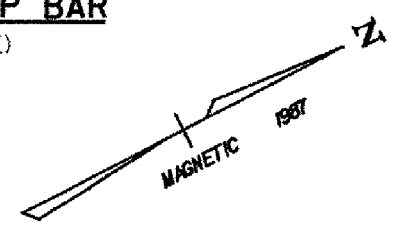
(SAME AS DURABLE)

REMOVING SIGNS

3 EACH

ERECTING SALVAGED SIGNS


2 EACH



SIGN LEGEND

- = EXISTING SIGN
- = NEW SIGN
- R = REMOVE EXISTING SIGN AND POST
- R+S = SALVAGE SIGN AND RELOCATE TO NOTED LOCATION WITH NEW SIGN POST, REMOVE AND DISPOSE EXISTING SIGN POST
- N = NEW
- RET = RETAIN AT EXISTING LOCATION
- B-B = BACK TO BACK

DATUM
 VERTICAL NGVD 1929
 HORIZONTAL N/A



NOTE: ALL NEW SIGNS SHALL USE TYPE III HIGH INTENSITY REFLECTIVE SHEETING

PROJECT: HARTFORD	PROJECT NO. : RS 0113(40)
DESIGN FILE NAME: z027bdr.dgn	PLOT DATE: 1/10/2007
IPARM FILE NAME:	SURVEY DATE: 1/87
SURVEYED BY: FANTONI	DRAWN BY: E. ATKINS
SQUAD LEADER: KEN UPMAL	SHEET: 161 OF 239

PVMT MARKINGS AND SIGNS LAYOUT SHEET 5