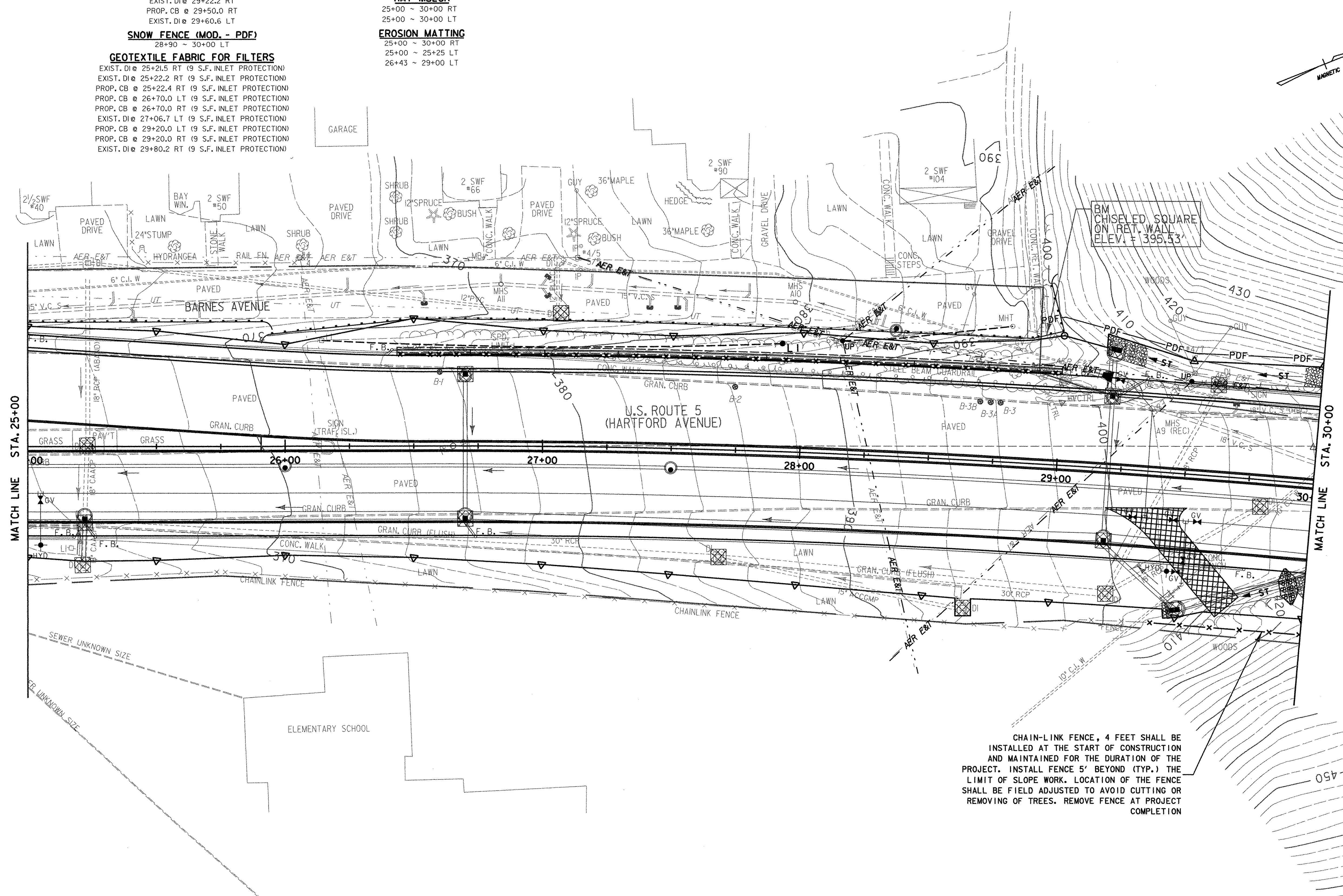
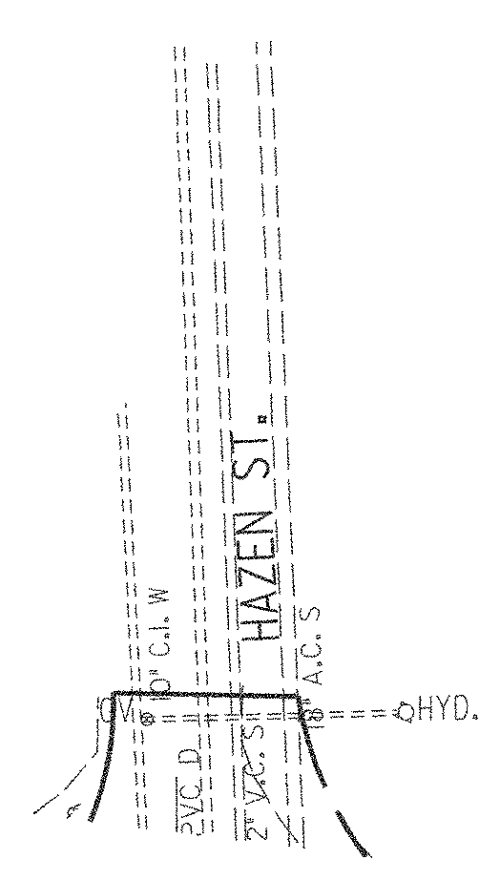


- STONE FILL, TYPE I (MOD. - CHECK DAM)**  
29+94 RT
- STONE FILL, TYPE I (MOD. - CONSTRUCTION ENTRANCE)**  
29+36 RT (STABILIZED CONSTRUCTION ENTRANCE)
- STONE FILL, TYPE I (MOD. - INLET PROTECTION)**  
EXIST. DI @ 25+23.3 LT  
EXIST. DI @ 27+69.5 RT  
EXIST. DI @ 28+66.4 RT  
PROP. CB @ 29+20.0 LT  
EXIST. DI @ 29+22.2 RT  
PROP. CB @ 29+50.0 RT  
EXIST. DI @ 29+60.6 LT
- SNOW FENCE (MOD. - PDF)**  
28+90 ~ 30+00 LT
- GEOTEXTILE FABRIC FOR FILTERS**  
EXIST. DI @ 25+21.5 RT (9 S.F. INLET PROTECTION)  
EXIST. DI @ 25+22.2 RT (9 S.F. INLET PROTECTION)  
PROP. CB @ 25+22.4 RT (9 S.F. INLET PROTECTION)  
PROP. CB @ 26+70.0 LT (9 S.F. INLET PROTECTION)  
PROP. CB @ 26+70.0 RT (9 S.F. INLET PROTECTION)  
EXIST. DI @ 27+06.7 LT (9 S.F. INLET PROTECTION)  
PROP. CB @ 29+20.0 LT (9 S.F. INLET PROTECTION)  
PROP. CB @ 29+20.0 RT (9 S.F. INLET PROTECTION)  
EXIST. DI @ 29+80.2 RT (9 S.F. INLET PROTECTION)
- GEOTEXTILE FOR SILT FENCE**  
25+00 ~ 29+00 LT
- SEED**  
25+00 ~ 30+00 RT  
25+00 ~ 30+00 LT
- SEED ~ WINTER RYE**  
25+00 ~ 30+00 RT  
25+00 ~ 30+00 LT
- HAY MULCH**  
25+00 ~ 30+00 RT  
25+00 ~ 30+00 LT
- EROSION MATTING**  
25+00 ~ 30+00 RT  
25+00 ~ 25+25 LT  
26+43 ~ 29+00 LT

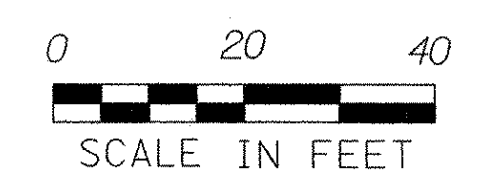


BM CHISELED SQUARE ON RET. WALL  
ELEV. = 395.53'

CHAIN-LINK FENCE, 4 FEET SHALL BE INSTALLED AT THE START OF CONSTRUCTION AND MAINTAINED FOR THE DURATION OF THE PROJECT. INSTALL FENCE 5' BEYOND (TYP.) THE LIMIT OF SLOPE WORK. LOCATION OF THE FENCE SHALL BE FIELD ADJUSTED TO AVOID CUTTING OR REMOVING OF TREES. REMOVE FENCE AT PROJECT COMPLETION

EROSION CONTROL LEGEND	
	INLET PROTECTION (SEE DETAIL SHEETS FOR APPROPRIATE METHOD)
	TEMPORARY STONE CHECK DAM
	STONE DITCH
	STABILIZED CONST. ENTRANCE
	SILT FENCE
	PROJECT DEMARCATION FENCING (LIMIT OF DISTURBANCE)
	FILTER CURTAIN

DATUM  
VERTICAL NGVD 1929  
HORIZONTAL N/A



PROJECT: <b>HARTFORD</b>	PROJECT NO.: <b>RS 0113(40)</b>
DESIGN FILE NAME: z86c027erosbdr.DGN	PLOT DATE: 2/28/2007
IPARM FILE NAME:	SURVEY DATE: 1/87
SURVEYED BY: FANTONI	DRAWN BY: E. ATKINS
SQUAD LEADER: KEN UPMAL	SHEET: 135 OF 239