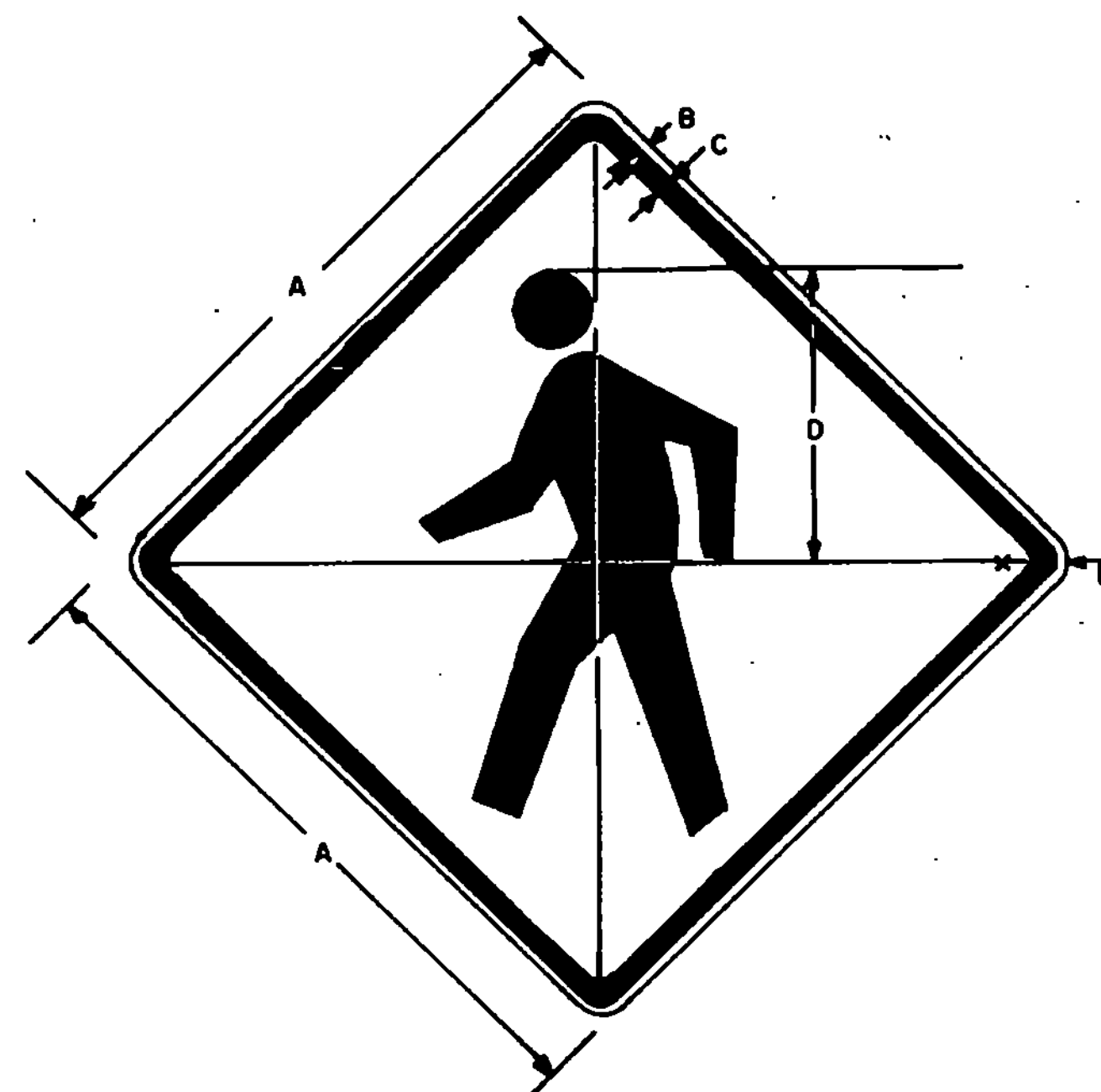
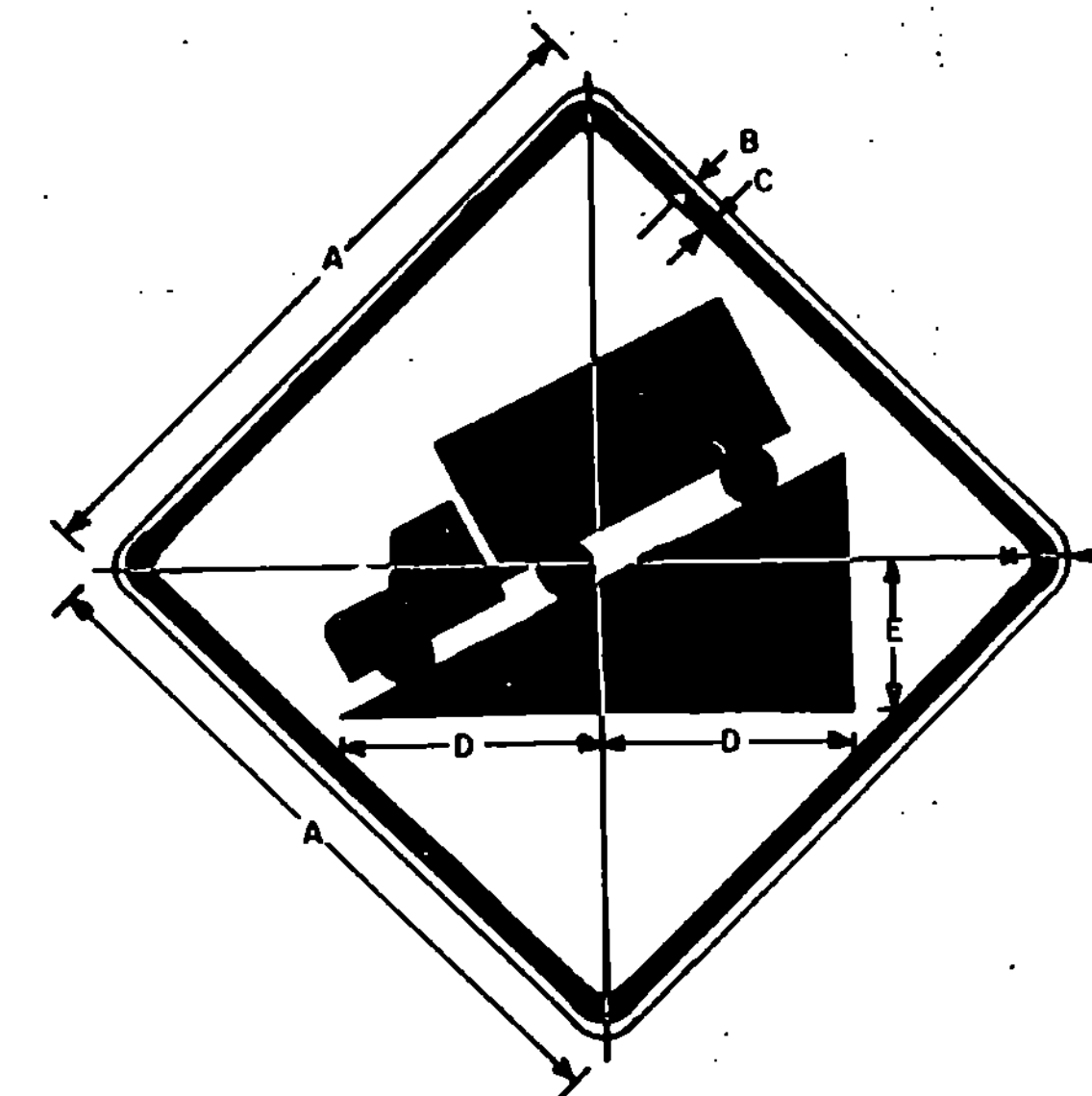



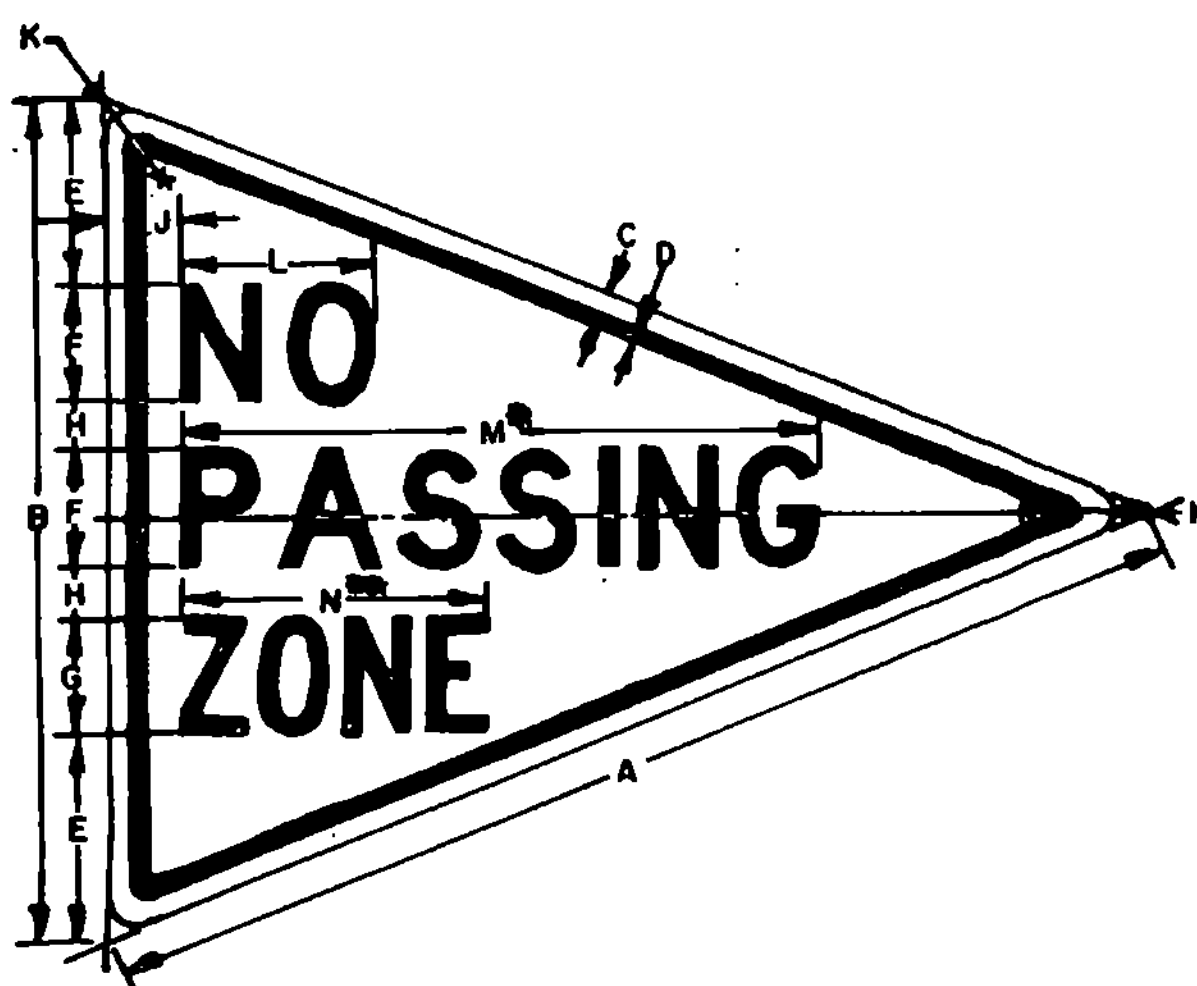
SIGN	DIMENSIONS (INCHES)									
	A	B	C	D	E	F	G	H	J	
BIKE	18	3/8	5/8	8-3/8	4-3/4	3/4	2-3/8	3-5/8	1-1/2	
MIN.	24	3/8	5/8	11	6-3/8	1-3/16	3-1/8	4-3/4	1-1/2	
STD.	30	1/2	3/4	14	8	1-1/2	4	6	1-7/8	
EXPWY.	36	5/8	7/8	16-3/4	9-5/8	1-13/16	4-3/4	7-1/4	2-1/4	
SPECIAL	48	3/4	1-1/4	22	12-3/4	2-3/8	6-1/4	9-1/2	3	



SIGN	DIMENSIONS (INCHES)				
	A	B	C	D	E
MIN.	24	3/8	5/8	11	1-1/2
STD.	30	1/2	3/4	13-1/2	1-7/8
EXPWY.	36	5/8	7/8	16	2-1/4
SPECIAL	48	3/4	1-1/4	22	3




SIGN	DIMENSIONS (INCHES)					
	A	B	C	D	E	F
MIN.	24	3/8	5/8	8-3/4	6	1-1/2
STD.	30	1/2	3/4	11	7-1/2	1-7/8
EXPWY.	36	5/8	7/8	13-1/4	9	2-1/4
FWY	48	3/4	1-1/4	17-1/2	12	3



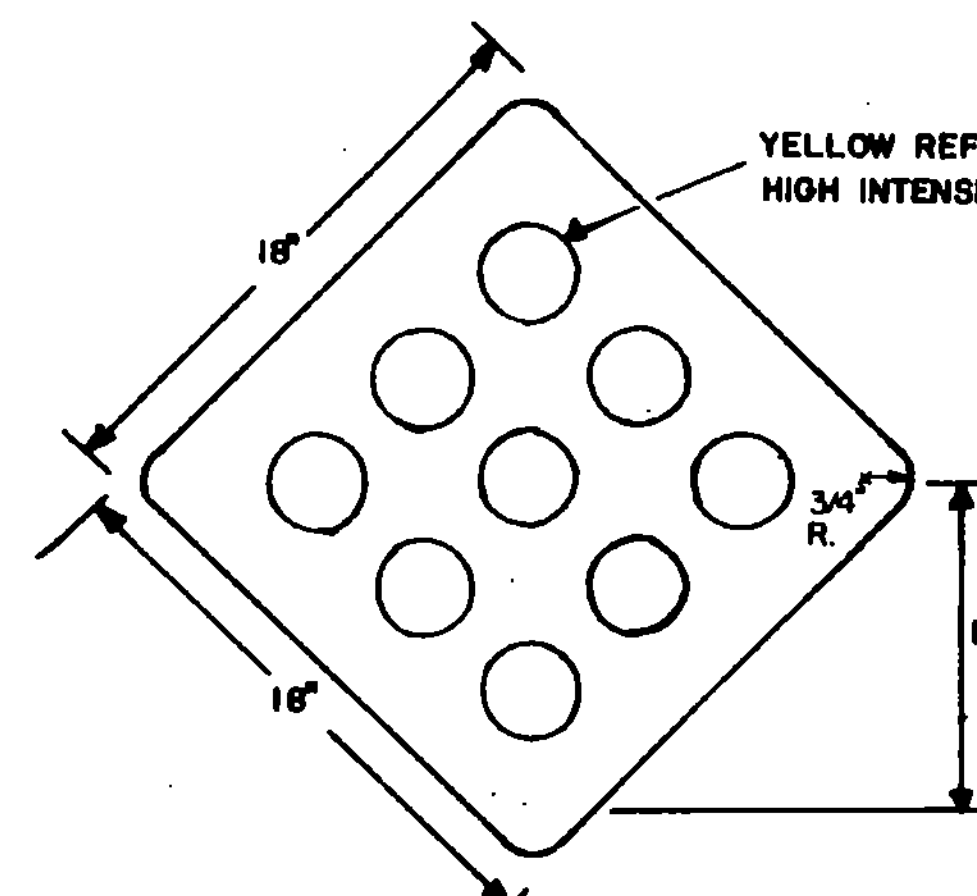
SIGN	DIMENSIONS (INCHES)												
	A	B	C	D	E	F	G	H	J	K	L	M	N
MIN.	40	30	1/2	3/4	7-1/4	4D	4C	1-3/4	2-1/2	1-7/8	6-1/2	22-9/16	11-1/16
STD.	48	36	5/8	7/8	8-1/2	5D	5C	2	3	2-1/4	8	28-13/16	12-3/4
SPECIAL	64	48	3/4	1-1/4	12	6D	6C	3	4	3	10-3/4	33-11/16	16-9/16

* FOR STD. SIZE REDUCE SPACING 20%
 ** FOR STD. SIZE REDUCE SPACING 35%

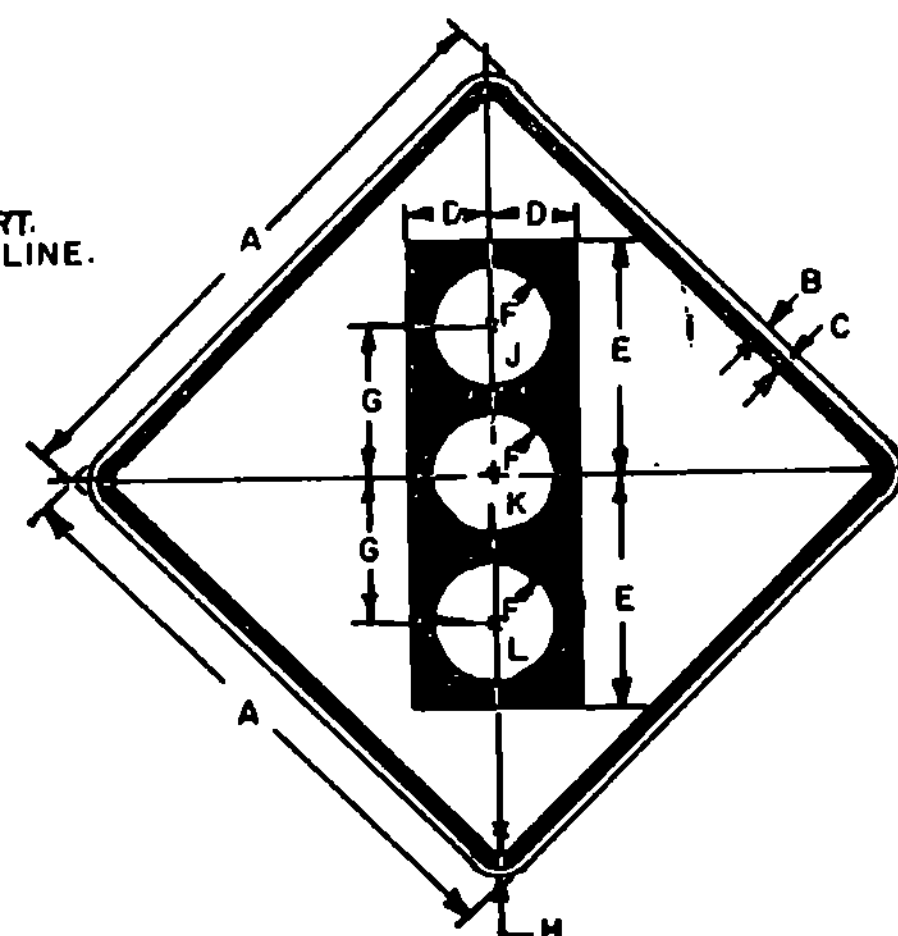


** OPTICALLY SPACE NUMERALS ABOUT VERT. CENTERLINE.

SIGN	DIMENSIONS (INCHES)									
	A	B	C	D	E	F	G	H	J	
STD.	18	3/8	5/8	2-1/2	8E	2	3E	5-5/16	1-1/2	
SPECIAL	24	3/8	3/8	3-5/8	10E	2-3/4	4E	7-1/16	1-1/2	



HAZARD MARKER:
 HAZARD MARKERS SHALL BE OF 0060 FLAT SHEET ALUMINUM OR 18 GAGE GALVANIZED FLAT SHEET STEEL WITH A NON-REFLECTIVE YELLOW BACKGROUND AND NINE 3" DIA. CIRCLES EVENLY SPACED WITH MATERIALS AS NOTED ABOVE.



SIGN	DIMENSIONS (INCHES)							
	A	B	C	D	E	F	G	H
BIKE	18	3/8	5/8	3	8	2-1/4	5	1-1/2
MIN.	30	1/2	3/4	5	3-3/4	3-3/4	8-3/4	1-7/8
STD. & MIN.	36	5/8	7/8	5-3/4	5-3/4	4-1/4	10	2-1/4
SPECIAL	48	3/4	1-1/4	7-1/2	20	5	2-1/2	3

ADDITIONAL COLORS: J - REFL. RED
 K - REFL. YELLOW
 L - REFL. GREEN

COLORS
 THE WARNING SIGNS SHOWN ON THIS SHEET SHALL HAVE BLACK TEXT AND SYMBOLS ON REFLECTORIZED YELLOW BACKGROUND. THE COLORS SHALL CONFORM WITH THE COLORS ADOPTED BY THE AMERICAN ASSOCIATION OF STATE HIGHWAY AND TRANSPORTATION OFFICIALS AND APPROVED BY THE DEPARTMENT OF TRANSPORTATION, FEDERAL HIGHWAY ADMINISTRATION.

MATERIALS
 THE SIGN BASE MATERIALS USED FOR THE WARNING SIGNS SHOWN ON THIS SHEET MAY BE ANY OF THE FOLLOWING, OF THE MINIMUM THICKNESS NOTED.

	18" X 18"	24" X 24"	30" X 30"	36" X 36"	48" X 48"
FLAT SHEET ALUMINUM	0.060"	0.080"	0.100"	0.125"	
HIGH DENSITY OVERLAP PLYWOOD	1/2"	1/2"	5/8"	5/8"	
GALVANIZED FLAT SHEET STEEL	18 GAGE	16 GAGE	14 GAGE	12 GAGE	

THE REFLECTIVE MATERIAL SHALL BE REFLECTIVE SHEETING APPLIED TO THE ENTIRE BACKGROUND OF THE SIGN.

THE TEXT OF THE SIGNS MAY BE LETTERING FILM, SILK SCREENED OR HAND PAINTED. WHEN HAND PAINTED, POOR WORKMANSHIP SHALL BE CAUSE FOR REJECTION.


TEXT DESIGN
 LETTERS, DIGITS, SYMBOLS, SPACINGS, AND TEXT DIMENSIONS SHALL CONFORM WITH THE STANDARD ALPHABETS AND DESIGNS PRESCRIBED IN THE MANUAL ON UNIFORM TRAFFIC CONTROL DEVICES PREPARED BY THE NATIONAL JOINT COMMITTEE ON UNIFORM TRAFFIC CONTROL DEVICES.

SPECIFICATIONS
 WARNING SIGNS SHALL MEET THE STANDARD STATE SPECIFICATIONS FOR TRAFFIC SIGNS.

REVISIONS AND CORRECTIONS
 FEB. 19, 1985 - COLORS ADDED TO "SIGNAL AHEAD" SYMBOL - OTHER MINOR REVISIONS
 FEB. 3, 1986 - UPDATED TO 1986 SPECIFICATIONS

APPROVED
 DATE OCT 3, 1984
 DIRECTOR OF ENGINEERING AND CONSTRUCTION
 CHIEF OF DESIGN
 SURVEY AND PLANS ENGINEER

WARNING SIGNS



STANDARD E-19B