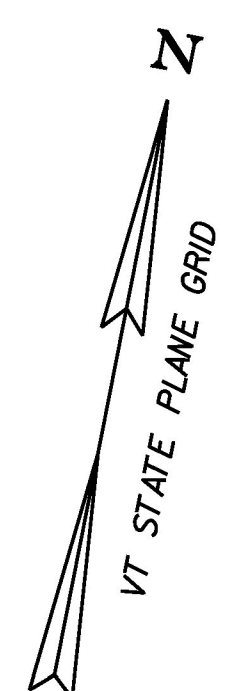


**LEGEND**

- CHARTER CONDUIT
- CVPS CONDUIT (TRANSMISSION)
- CVPS CONDUIT (SERVICE)
- FAIRPOINT CONDUIT
- SOVERNET CONDUIT
- TYPICAL DUCT BANK (SEE DETAILS)
- ⊠ BURIED CABLE PEDESTAL (FAIRPOINT)
- ⊠ BURIED CABLE PEDESTAL (CHARTER)
- ⊠ CVPS 1 PHASE TRANSFORMER
- ⊠ CVPS 3 PHASE TERMINATING CABINET
- ⊠ SOVERNET HANDHOLE
- ⊠ 3.7M L x 1.8M W x 2.1M D 'J' TYPE VAULT (FAIRPOINT)
- ⊠ 3.7M L x 1.8M W x 2.1M D 'J' TYPE VAULT (CHARTER)
- ⊙ EXISTING UTILITY POLE
- ⊙ PROPOSED UTILITY POLE
- ⊙ DUCT BANK TYPICAL SECTION #, WITH DIRECTION ARROW (SEE NOTE 3)

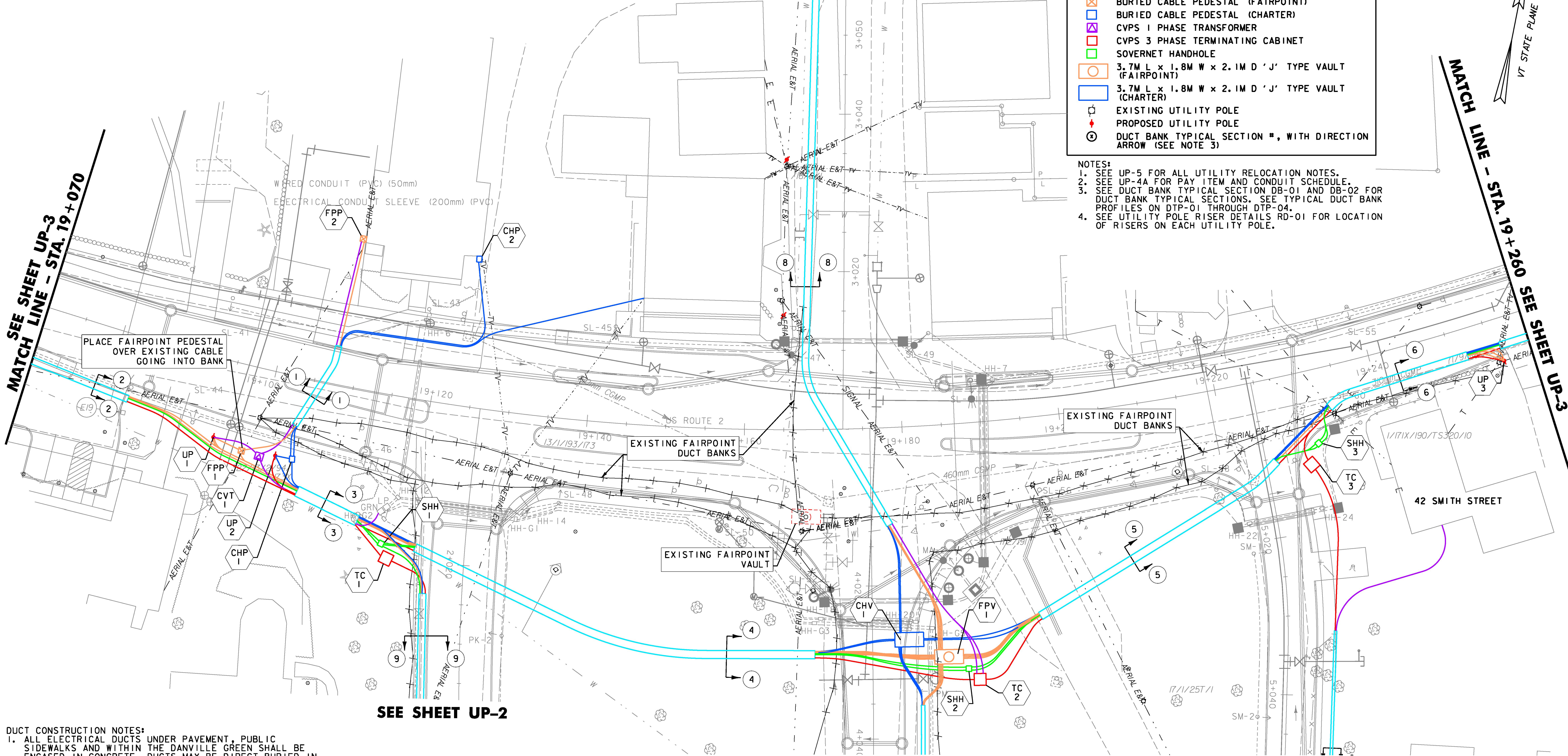
- NOTES:**
1. SEE UP-5 FOR ALL UTILITY RELOCATION NOTES.
  2. SEE UP-4A FOR PAY ITEM AND CONDUIT SCHEDULE.
  3. SEE DUCT BANK TYPICAL SECTION DB-01 AND DB-02 FOR DUCT BANK TYPICAL SECTIONS. SEE TYPICAL DUCT BANK PROFILES ON DTP-01 THROUGH DTP-04.
  4. SEE UTILITY POLE RISER DETAILS RD-01 FOR LOCATION OF RISERS ON EACH UTILITY POLE.



**MATCH LINE - STA. 3+055 SEE SHEET UP-3**

**SEE SHEET UP-3  
MATCH LINE - STA. 19+070**

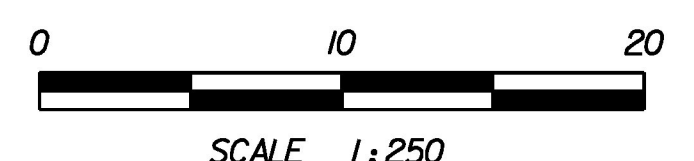
**MATCH LINE - STA. 19+260 SEE SHEET UP-3**



- DUCT CONSTRUCTION NOTES:**
1. ALL ELECTRICAL DUCTS UNDER PAVEMENT, PUBLIC SIDEWALKS AND WITHIN THE DANVILLE GREEN SHALL BE ENCASED IN CONCRETE. DUCTS MAY BE DIRECT BURIED IN ALL OTHER LOCATIONS, AS DETERMINED BY THE ENGINEER.
  2. ALL COMMUNICATION DUCTS SHALL BE ENCASED IN CONCRETE. THE ONLY EXCEPTION TO THIS SHALL BE WHEN RESIDENTIAL OR COMMERCIAL SERVICE DUCTS ARE NOT LOCATED UNDER DRIVEWAYS, ROADWAYS AND PUBLIC SIDEWALKS.

<b>DATUM</b>	
VERTICAL	NAVD88
HORIZONTAL	NAD83(92)

**REPLACEMENT SHEETS  
ISSUED 02/24/2012**



PROJECT NAME:	DANVILLE	PLLOT DATE:	2/24/2012
PROJECT NUMBER:	F EGC 028-3(32)	DRAWN BY:	STANTEC
FILE NAME:	...095 ut01.ppt	CHECKED BY:	STANTEC
DESIGN SUPERVISOR:	GARY SANTY	SHEET	208 OF 306
DESIGNED BY:	STANTEC		
<b>UTILITY PLAN UP-1</b>			