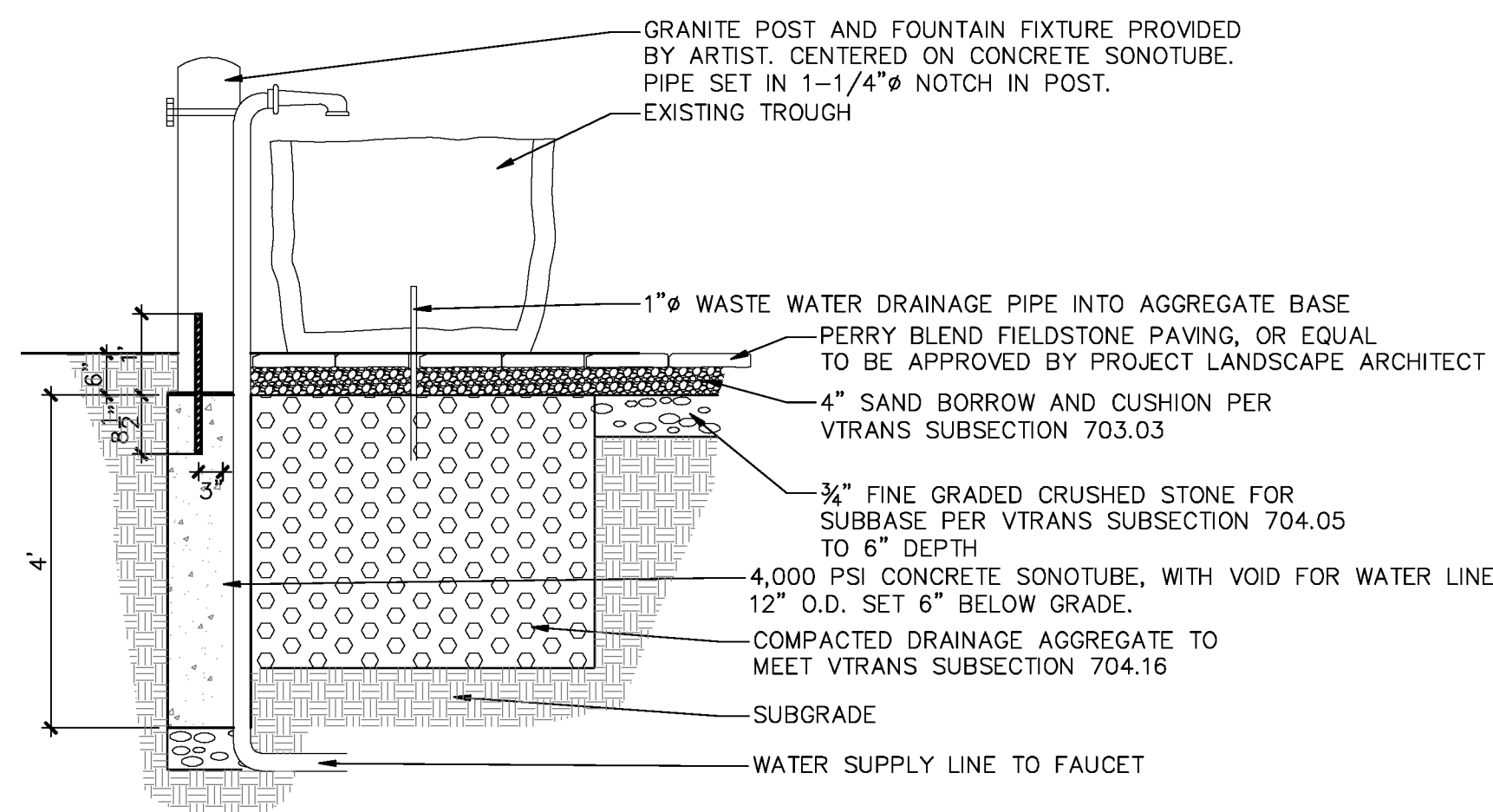
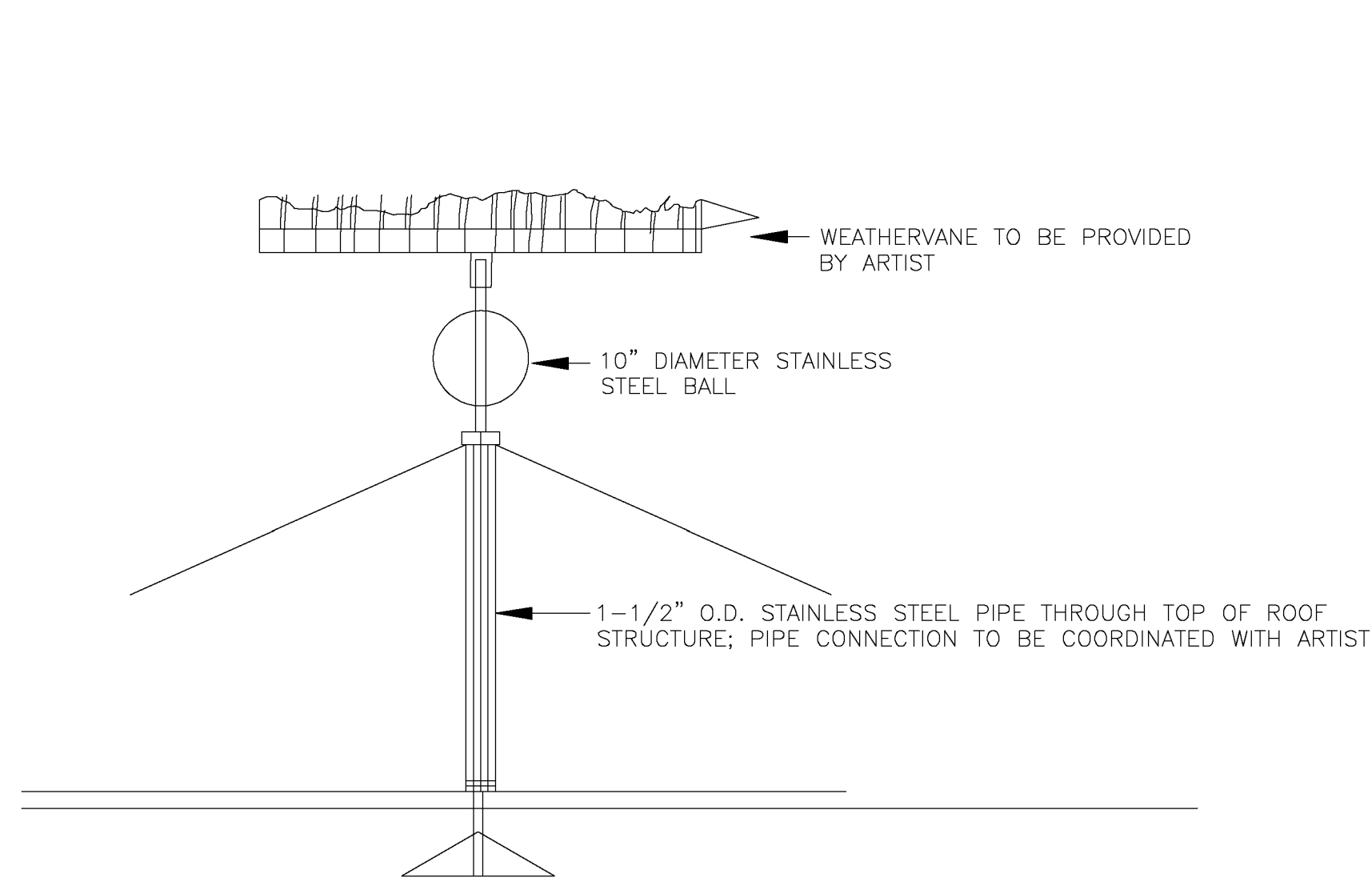


- NOTES:
1. FINAL EXACT LOCATIONS TO BE DETERMINED BY ARTIST. CONTRACTOR TO CONSULT ARTIST TO STAKE/FLAG ACTUAL PLACEMENT OF EACH GRANITE POST PRIOR TO INSTALLATION.
 2. ARTIST TO BE CONSULTED ON ACTUAL DATE OF INSTALLATION TO VERIFY PLACEMENT IN FIELD.
 3. TEMPLATE FOR PLACEMENT OF PIN AND/OR PLUMBING IN SONOTUBE TO BE PROVIDED BY ARTIST.
 4. ARTIST TO PROVIDE GRANITE POST.
 5. CONTRACTOR IS RESPONSIBLE FOR POURING CONCRETE SONOTUBE, SETTING PIN, EXCAVATION, SELECT MATERIAL INSTALLATION AND BACKFILL. CONTRACTOR SHALL INSTALL SONOTUBE AND POST PLUMB AND LEVEL.
 6. BACK-FILL WITH REMOVED EARTH.
 7. REPLACE 4" OF TOPSOIL AND REPLANT GRASS OVER ALL BACKFILL.
 8. ALL WORK REQUIRED TO CONSTRUCT GRANITE POSTS SHALL BE PAID AS ITEM 900.620 SPECIAL PROVISION (GRANITE POST). SEE LANDSCAPE GENERAL NOTES SHEET LNS-1 FOR MORE INFORMATION.

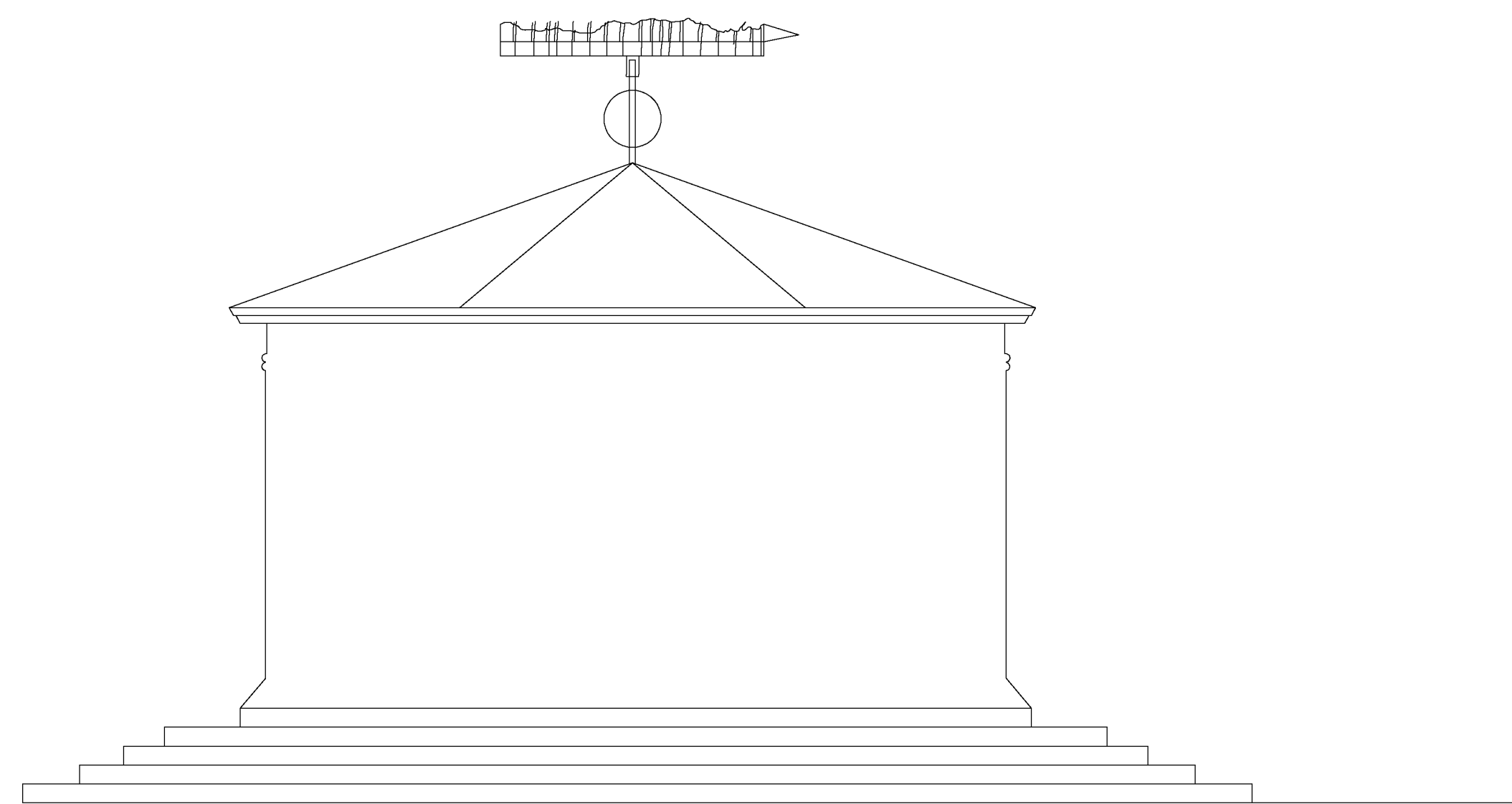
- NOTES FOR PLUMBING:
1. DRINKING FOUNTAIN PLUMBING MUST BE APPROVED BY VTRANS AND PREPARATION FOR FROST FREE MANHOLE PROVIDED PRIOR TO POST INSTALLATION.
 2. ALL PLUMBING FROM FIXTURE TO BASE OF POST TO BE PROVIDED BY ARTIST.



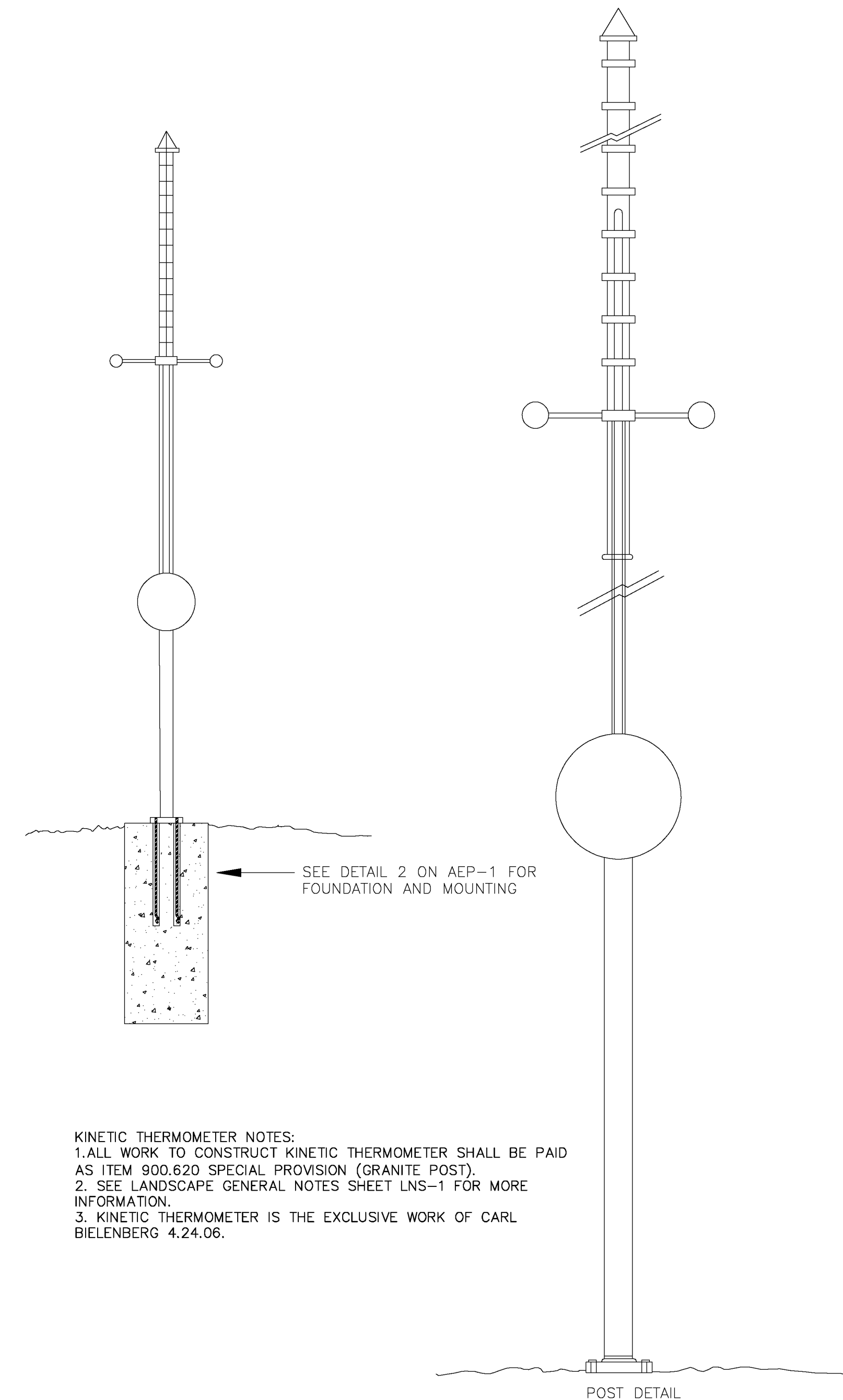
1 GRANITE POST #12: WATER TROUGH AND SPIGOT
SCALE: NTS



2 WEATHERVANE AND DIRECTIONAL ON BANDSTAND
SCALE: NTS



- WEATHERVANE AND DIRECTIONAL NOTES:
1. ALL WORK TO CONSTRUCT WEATHERVANE AND DIRECTIONAL SHALL BE PAID SUBSIDIARY TO ITEM 900.645 SPECIAL PROVISION (RECONSTRUCT BANDSTAND).
 2. SEE LANDSCAPE GENERAL NOTES SHEET 172 FOR MORE INFORMATION.
 3. SEE SHEET BSP-2 FOR LIGHTING AND ELECTRICAL.



- KINETIC THERMOMETER NOTES:
1. ALL WORK TO CONSTRUCT KINETIC THERMOMETER SHALL BE PAID AS ITEM 900.620 SPECIAL PROVISION (GRANITE POST).
 2. SEE LANDSCAPE GENERAL NOTES SHEET LNS-1 FOR MORE INFORMATION.
 3. KINETIC THERMOMETER IS THE EXCLUSIVE WORK OF CARL BIELENBERG 4.24.06.

3 POST #2: KINETIC THERMOMETER
SCALE: NTS

Inventor:
Carl Bielenberg
1915 East Hill Road
Marshfield, Vermont
05658
802 456 6998

Artist:
Andrea Wasserman
993 Darling Hill Road
Vershire, Vermont
05079
802 685 3208
asw@together.net

PROJECT NAME: DANVILLE
PROJECT NUMBER: F EGC 028-3(32)

FILE NAME: AEP 5
DESIGN SUPERVISOR: WASSERMAN
DESIGNED BY: WASSERMAN
ARTISTIC ENHANCEMENT PLAN AEP-5

PLOT DATE: 1.19.2011
DRAWN BY: LANDWORKS
CHECKED BY: LANDWORKS
SHEET 204 OF 306