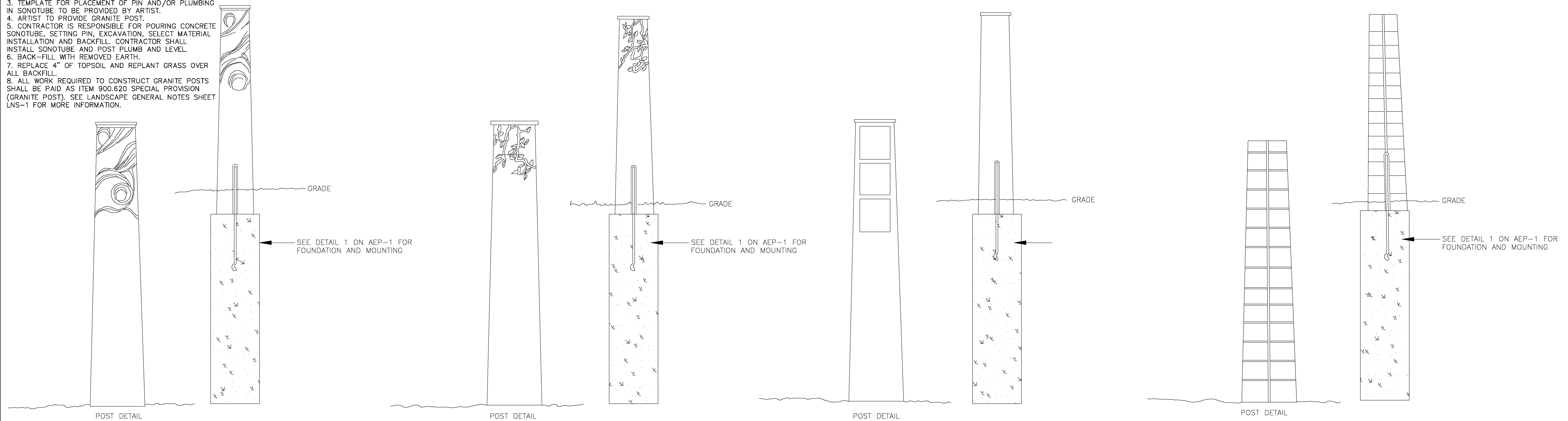


NOTES:
 1. FINAL EXACT LOCATIONS TO BE DETERMINED BY ARTIST. CONTRACTOR TO CONSULT ARTIST TO STAKE/FLAG ACTUAL PLACEMENT OF EACH GRANITE POST PRIOR TO INSTALLATION.
 2. ARTIST TO BE CONSULTED ON ACTUAL DATE OF INSTALLATION TO VERIFY PLACEMENT IN FIELD.
 3. TEMPLATE FOR PLACEMENT OF PIN AND/OR PLUMBING IN SONOTUBE TO BE PROVIDED BY ARTIST.
 4. ARTIST TO PROVIDE GRANITE POST.
 5. CONTRACTOR IS RESPONSIBLE FOR POURING CONCRETE SONOTUBE, SETTING PIN, EXCAVATION, SELECT MATERIAL INSTALLATION AND BACKFILL. CONTRACTOR SHALL INSTALL SONOTUBE AND POST PLUMB AND LEVEL.
 6. BACK-FILL WITH REMOVED EARTH.
 7. REPLACE 4" OF TOPSOIL AND REPLANT GRASS OVER ALL BACKFILL.
 8. ALL WORK REQUIRED TO CONSTRUCT GRANITE POSTS SHALL BE PAID AS ITEM 900.620 SPECIAL PROVISION (GRANITE POST). SEE LANDSCAPE GENERAL NOTES SHEET LNS-1 FOR MORE INFORMATION.

NOTES FOR GRANITE POSTS NUMBERING:
 -GRANITE POST #1 DELETED- REPLACED BY MAPMAKER, SEE AEP-1
 -GRANITE POST #2 ON AEP-5
 -GRANITE POST #3 DELETED, REPLACED BY WEATHERVANE ON AEP-5
 -GRANITE POST #10 DELETED
 -GRANITE POST #16 DELETED

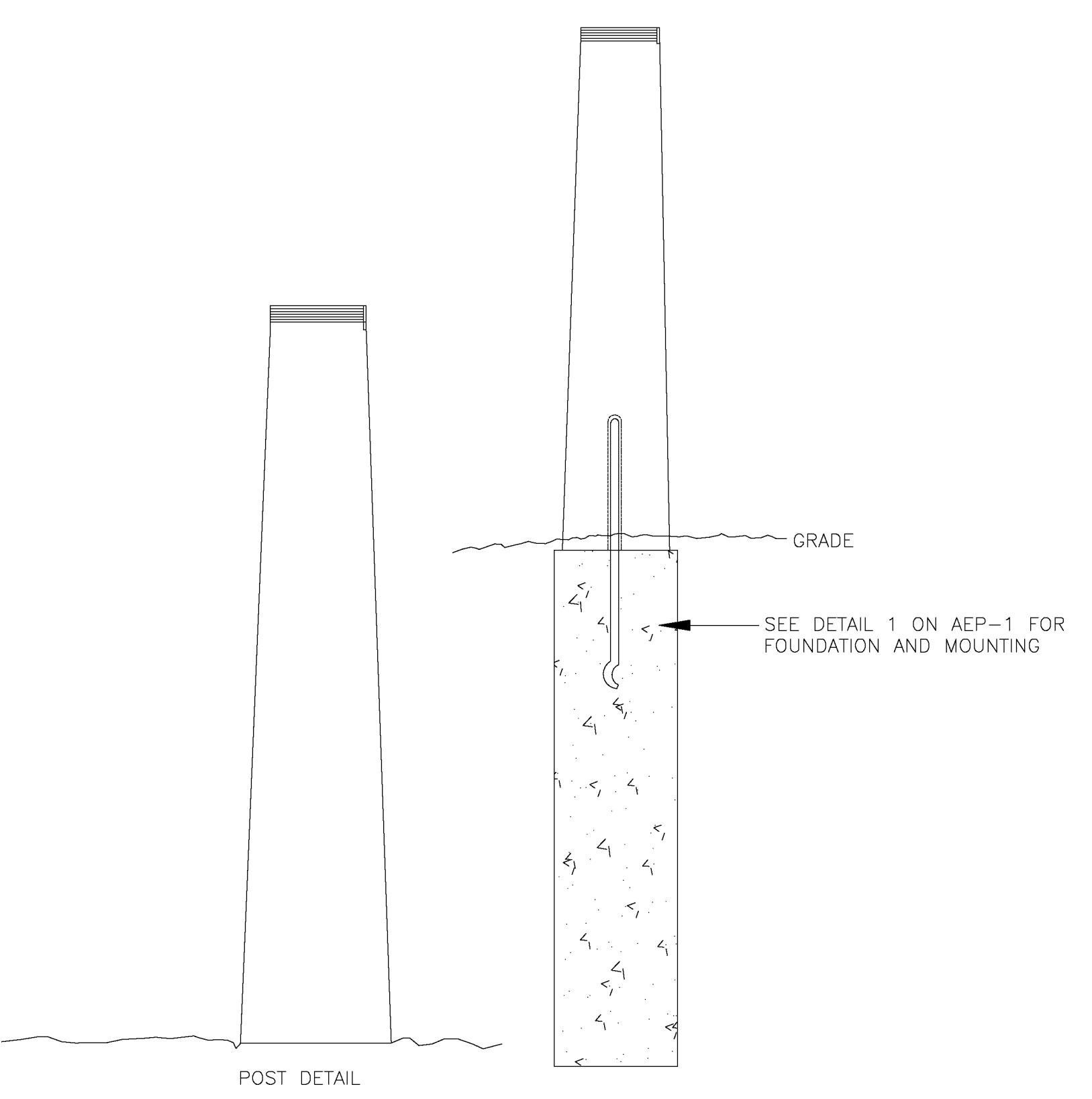


1 GRANITE POST #6: COMMON WIND PATTERNS
 SCALE: NTS

2 GRANITE POST #7: SEASONAL PATTERNS- SPRING
 SCALE: NTS

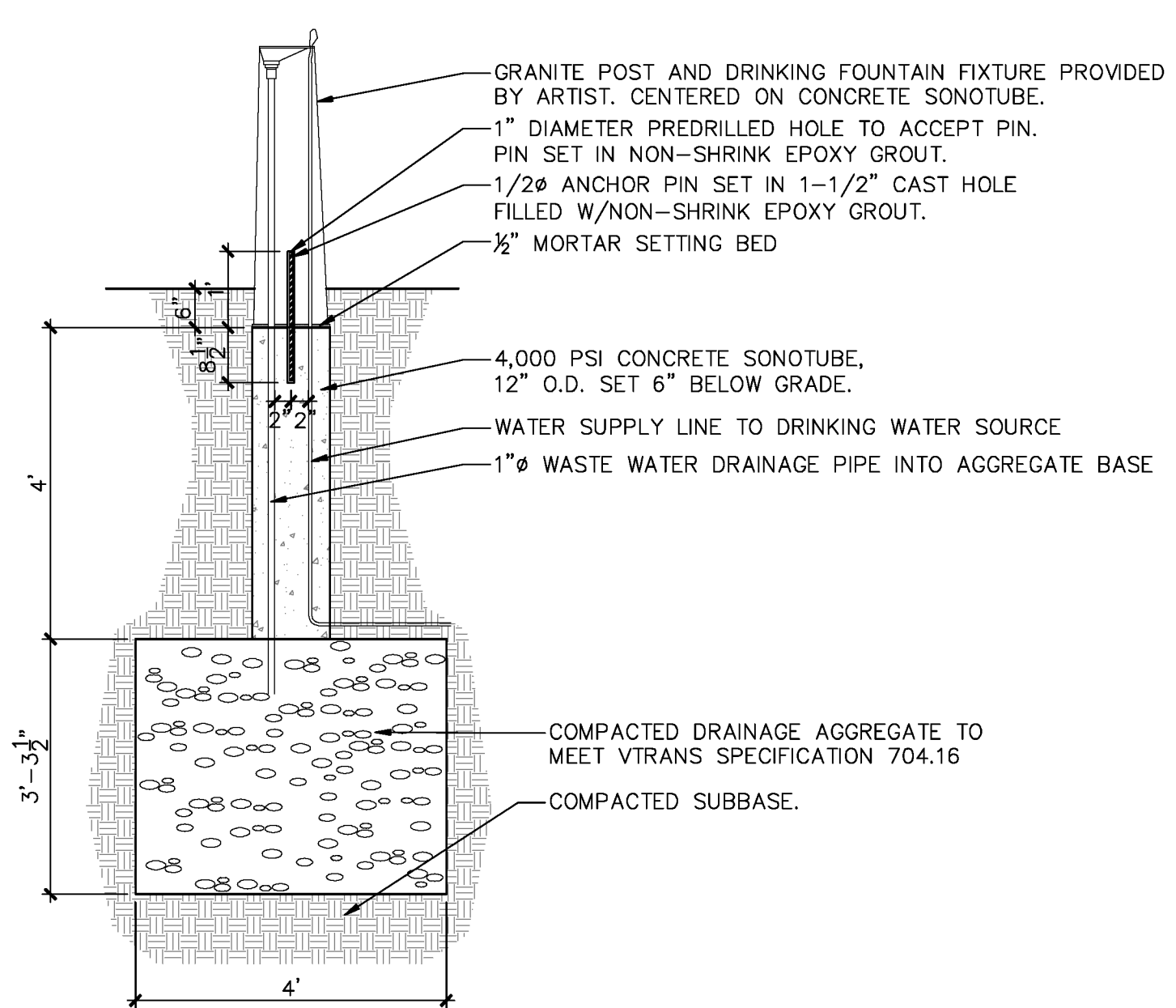
3 GRANITE POST #8: SEASONAL PATTERNS- FALL
 SCALE: NTS

4 GRANITE POST #9: THERMOMETER
 SCALE: NTS

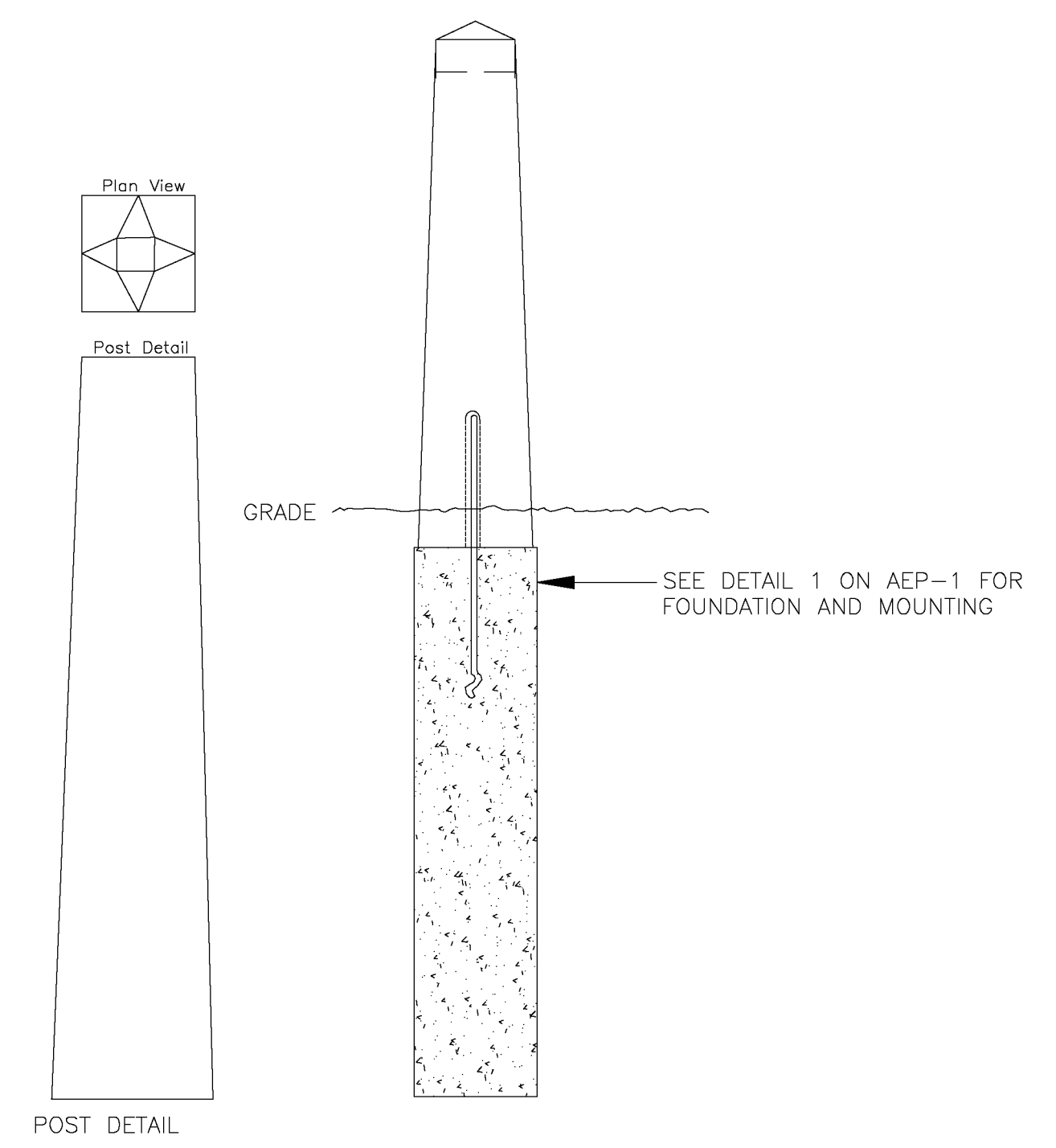


5 GRANITE POST #11: PHOTO OF HISTORIC DANVILLE
 SCALE: NTS

NOTES FOR PLUMBING:
 1. DRINKING FOUNTAIN PLUMBING MUST BE APPROVED BY VTRANS AND PREPARATION FOR FROST FREE MANHOLE PROVIDED PRIOR TO POST INSTALLATION.
 2. ALL PLUMBING FROM FIXTURE TO BASE OF POST TO BE PROVIDED BY ARTIST.



6 GRANITE POST #4 & #13: DRINKING FOUNTAIN
 SCALE: NTS



7 GRANITE POST #5: DANVILLE SCHOOL
 SCALE: NTS

Inventor:
 Carl Bielenberg
 1915 East Hill Road
 Marshfield, Vermont
 05658
 802 456 6998

Artist:
 Andrea Wasserman
 993 Darling Hill Road
 Vershire, Vermont
 05079
 802 685 3208
 asw@together.net

PROJECT NAME:	DANVILLE
PROJECT NUMBER:	F EGC 028-3(32)
FILE NAME:	AEP 3
DESIGN SUPERVISOR:	WASSERMAN
DESIGNED BY:	WASSERMAN
ARTISTIC ENHANCEMENT PLAN:	AEP-3
PLOT DATE:	1.19.2011
DRAWN BY:	LANDWORKS
CHECKED BY:	LANDWORKS
SHEET:	202 OF 306