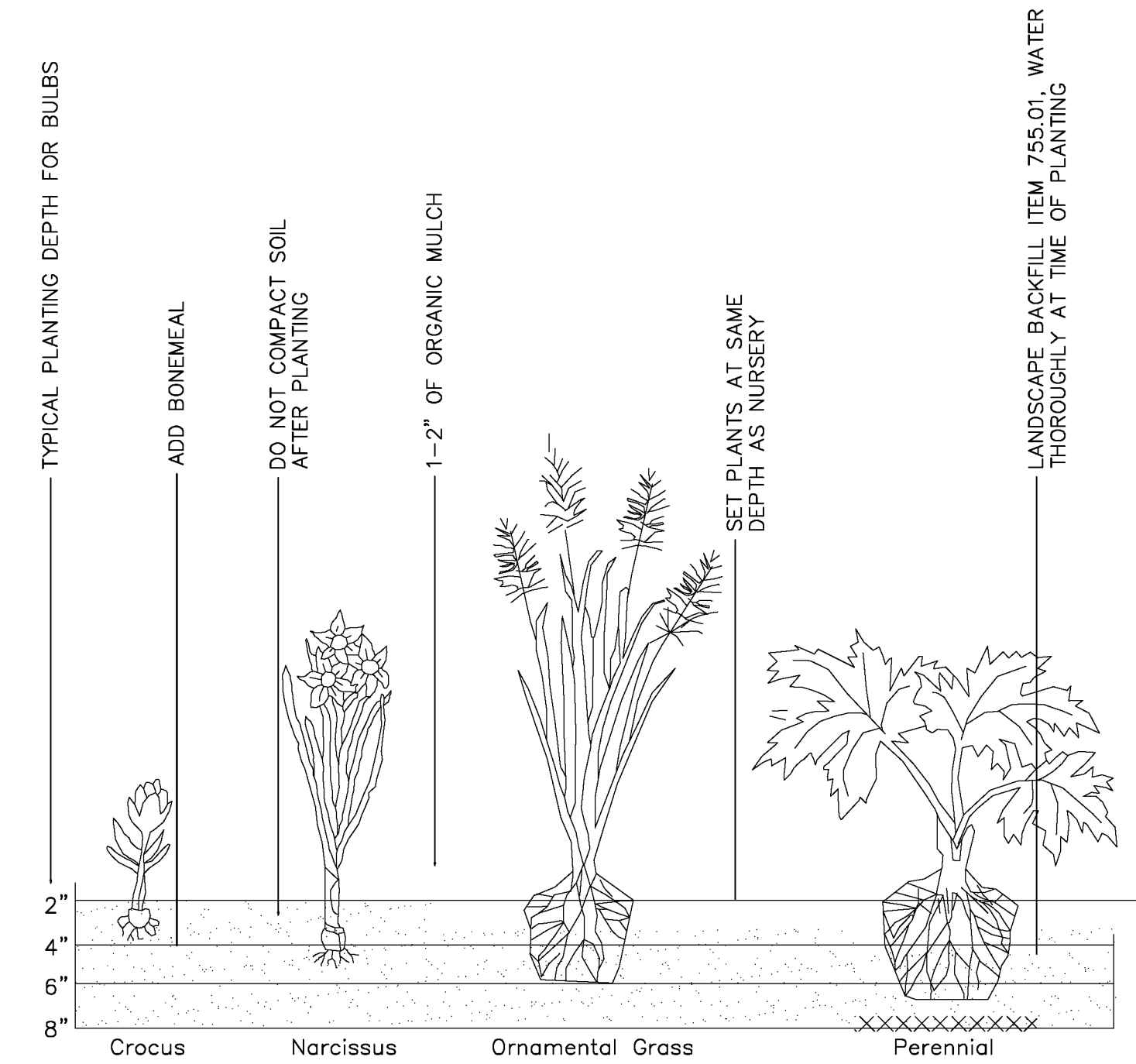
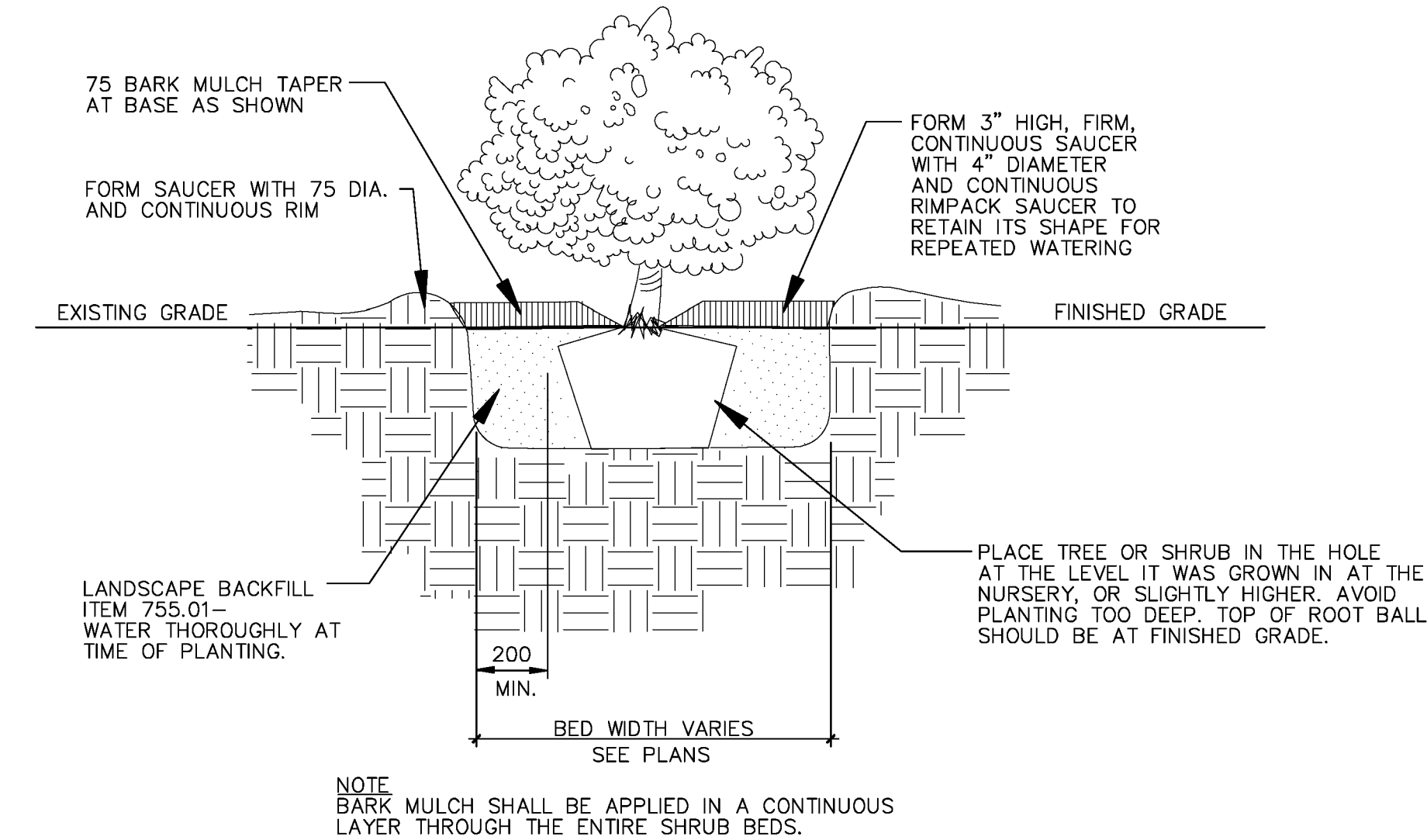


- GENERAL LANDSCAPING NOTES:
1. ALL LANDSCAPE INSTALLATION SHALL CONFORM TO VTRANS SPECIFICATIONS 651 TURF ESTABLISHMENT, 656 PLANTING TREES, SHRUBS, AND VINES, AND 755 LANDSCAPING MATERIALS.
 2. ALL TREE PITS TO BE BACK FILLED WITH PLANTING MIX OF HALF TOPSOIL, ONE QUARTER TOPSOIL MODIFIED (COMPOST), AND ONE QUARTER NATIVE MATERIAL AS APPROVED BY THE PROJECT LANDSCAPE ARCHITECT. TAMP TO REMOVE AIR POCKETS AND WATER THOROUGHLY IMMEDIATELY AFTER PLANTING. TO RECEIVE A MINIMUM OF 10 GALLONS AT EACH WATERING, A MINIMUM OF TWICE WEEKLY DURING THE ESTABLISHMENT PERIOD.
 3. THE PIT SHALL BE THE DISTANCE FROM THE ROOT FLARE AT THE EXPOSED BASE OF THE TREE TRUNK TO THE BOTTOM OF THE ROOT BALL. THE PIT SHALL ONLY BE DEEP ENOUGH TO EXPOSE THE ROOT FLARE AT THE BASE OF THE TRUNK.
 4. ALL BACK-FILL TO BE 755.01 TO FULL WIDTH OF TREE PIT OR PLANTING BED.
 5. ALL TREES TO BE PROVIDED WITH SUBSECTION 755.16- TREE WATERING BAGS.
 6. ALL DIMENSIONS ARE IN FEET AND INCHES UNLESS OTHERWISE NOTED.

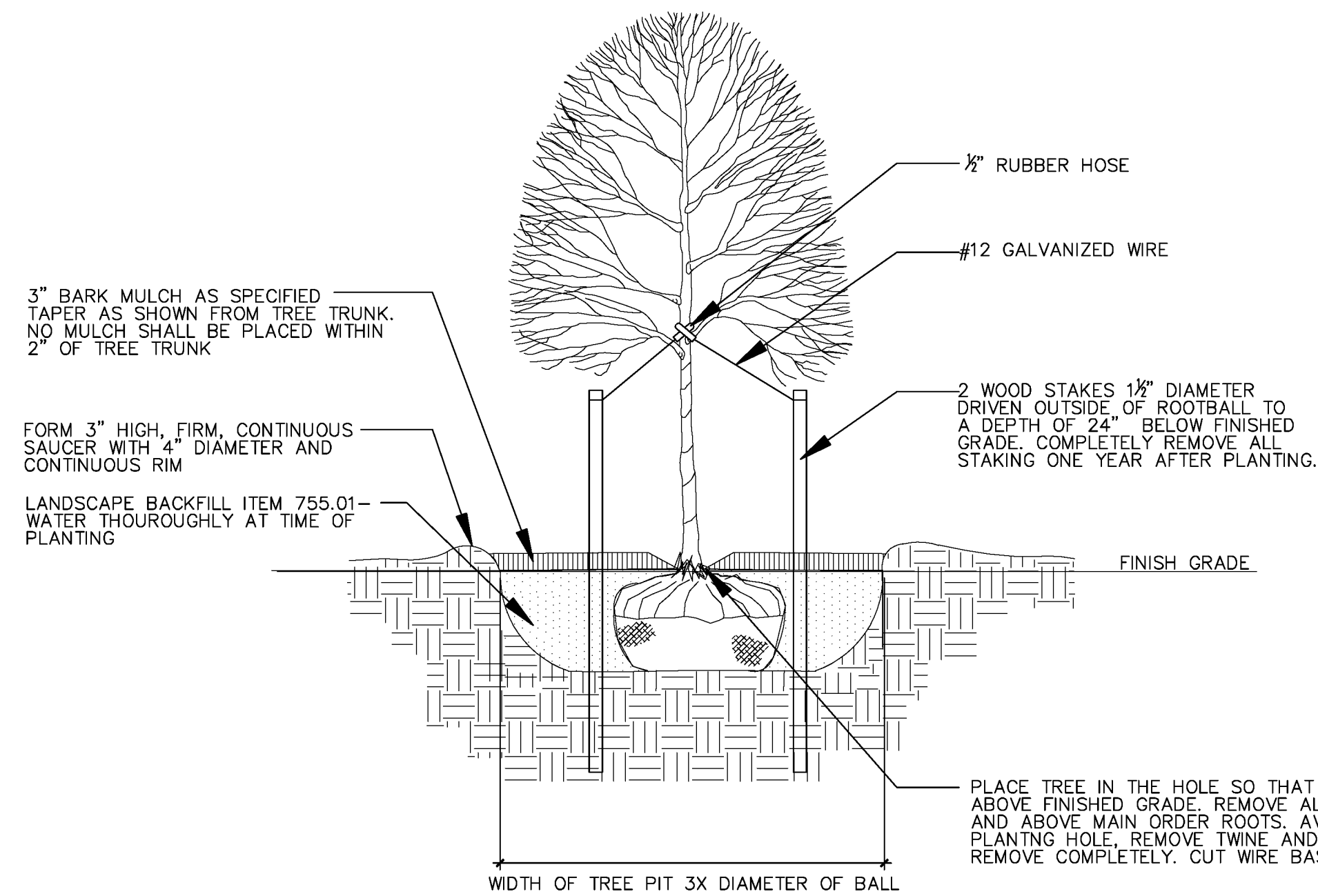


- NOTES:
1. BULBS ARE TO BE PLANTED IN ACCORDANCE WITH GROWERS RECOMMENDATIONS FOR DEPTH.
 2. WITH BARE ROOT PERENNIALS OR GRASSES CARE MUST BE TAKEN TO PLANT AT CORRECT DEPTH AND TO SPREAD ROOTS OUT INTO PLANTING MIX IN ACCORDANCE WITH THEIR NATURAL GROWTH HABIT. PROPER SOIL MOISTURE DURING AND AFTER PLANTING MUST BE MAINTAINED. CROWN LEVEL FOR PERENNIALS MUST BE AT GROUNDLINE.
 3. PH RANGE FOR ALMOST ALL PERENNIAL PLANTINGS TO BE IN THE 5.5-7 RANGE, WITH THE EXCEPTIONS BEING HEATH AND HEATHERS AT 4.5-5. CONTRACTOR REQUIRED TO PROVIDE PROPER PLANTING MINIMUM.
 4. WHEN SEEDING GRASSES OR PERENNIALS, PROPER MOISTURE AND MULCHING IS TO BE PROVIDED. SEEDING RATES AND SOIL PREPARATION WILL VARY WITH THE PLANT MATERIAL SELECTED, SO GROWER AND/OR SUPPLIER RECOMMENDATIONS FOR PLANT TYPE MUST BE FOLLOWED.

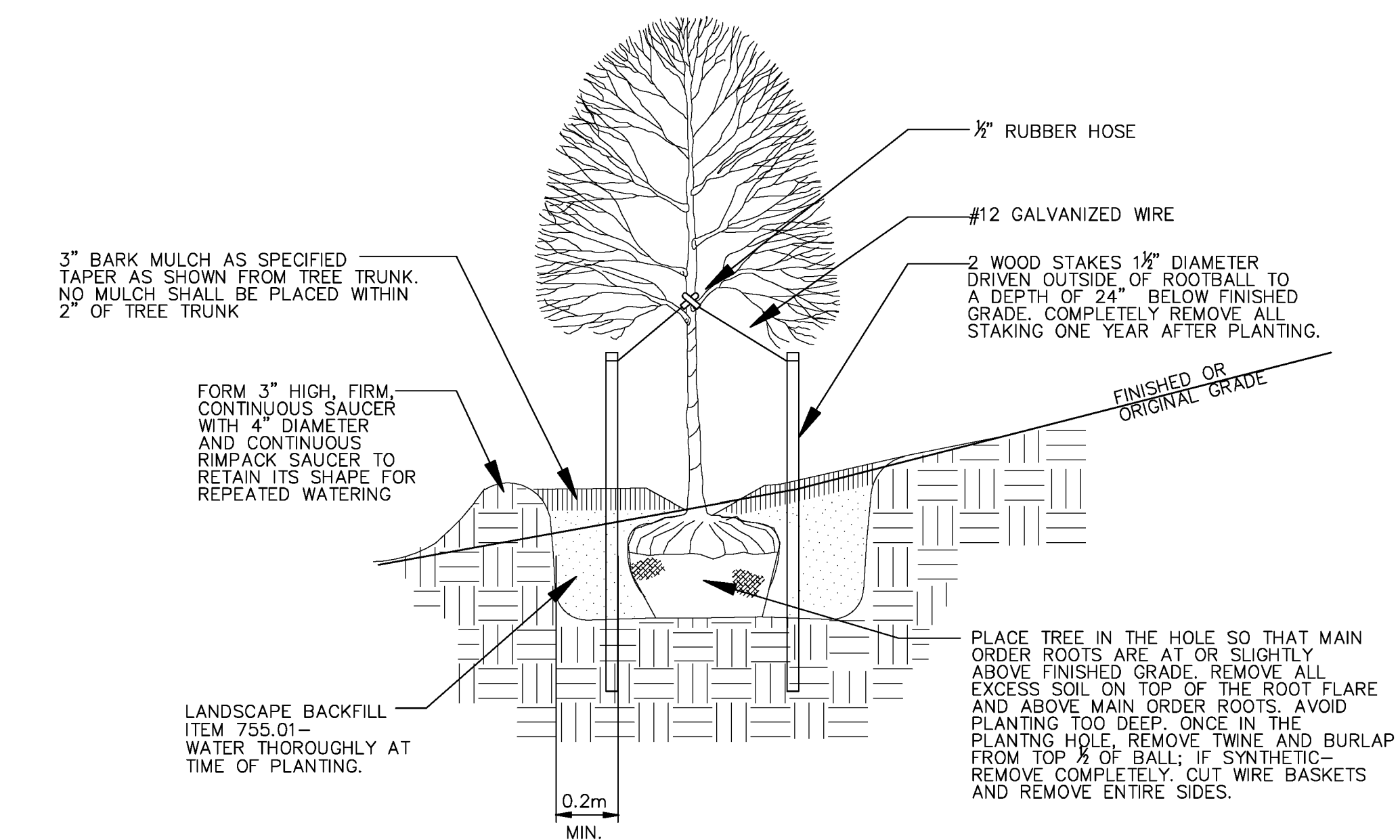
1 BULB, ORNAMENTAL GRASS, AND PERENNIAL PLANTING DETAIL
LND-5 SCALE: NTS



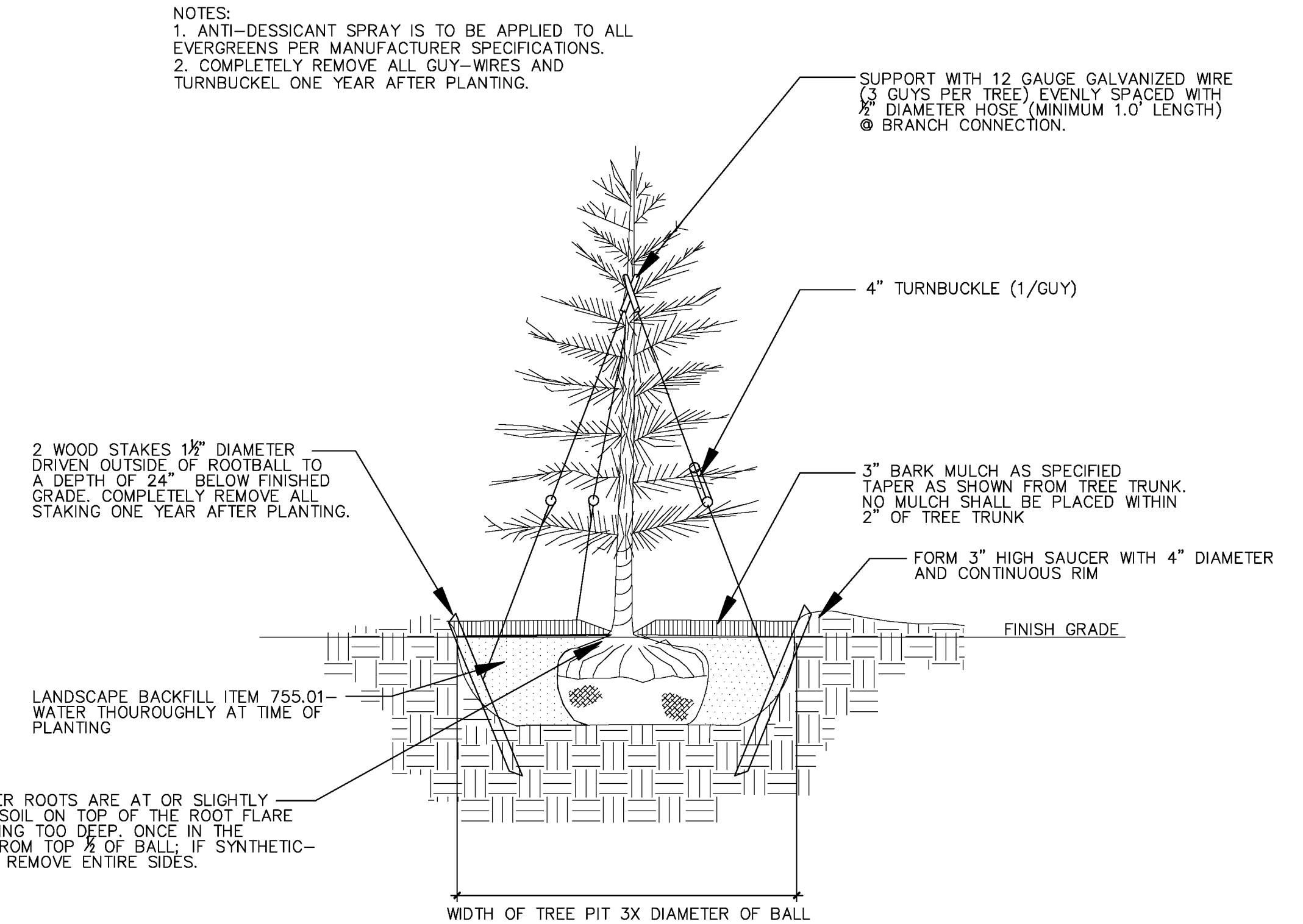
3 TYPICAL SHRUB PLANTING DETAIL
LND-5 SCALE: NOT TO SCALE



2 TYPICAL TREE PLANTING DETAILS
LND-5 SCALE: NOT TO SCALE

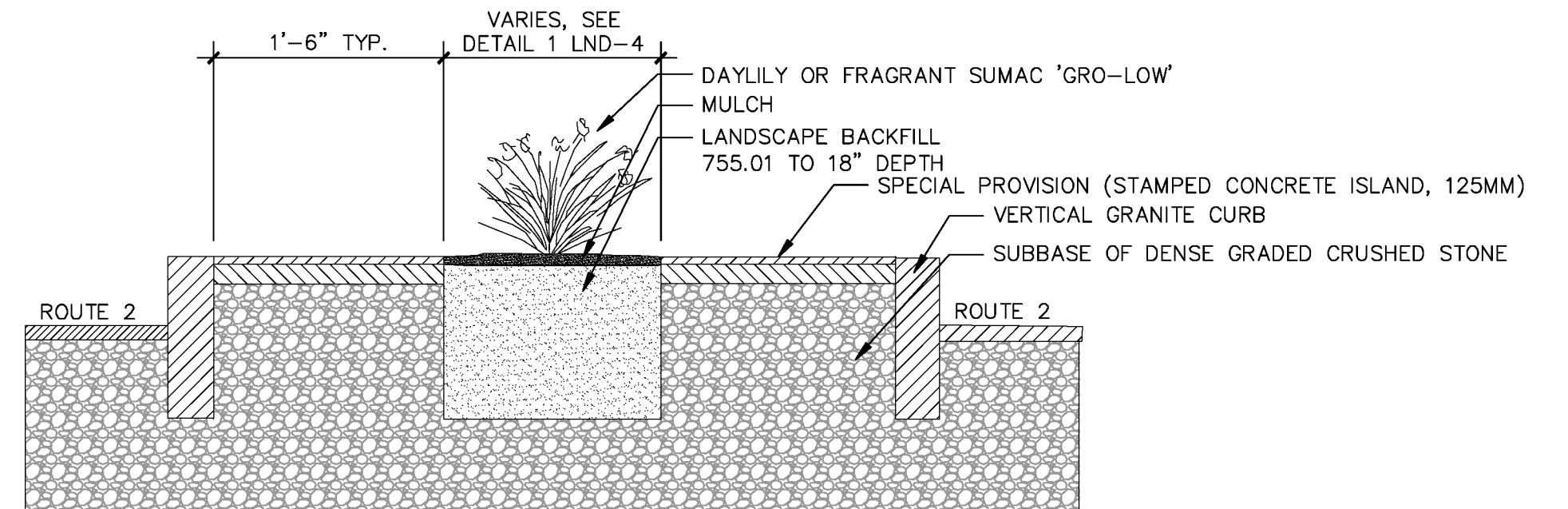


4 TREE PLANTING ON SLOPE
LND-5 SCALE: NOT TO SCALE



NOTE:
SEE ENGINEERING DRAWINGS FOR ROAD AND CURBING DETAILS.

5 STAIR AND TROUGH PAVING CROSS SECTION
LND-5 SCALE: NTS



NOTE:
SEE ENGINEERING DRAWINGS FOR ROAD AND CURBING DETAILS.

5 STAIR AND TROUGH PAVING CROSS SECTION
LND-5 SCALE: NTS

LandWorks
228 Maple St. suite 32
Middlebury, VT 05753
phone: 802.388.3011
fax: 802.388.1950
www.landworksvt.com

PROJECT NAME: DANVILLE
PROJECT NUMBER: F EGC 028-3(32)

FILE NAME: LND 5
DESIGN SUPERVISOR: DR
DESIGNED BY: LW
LANDSCAPE DETAILS SHEET LND-5

PLOT DATE: 1.19.2011
DRAWN BY: RF
CHECKED BY: DR
SHEET 199 OF 306