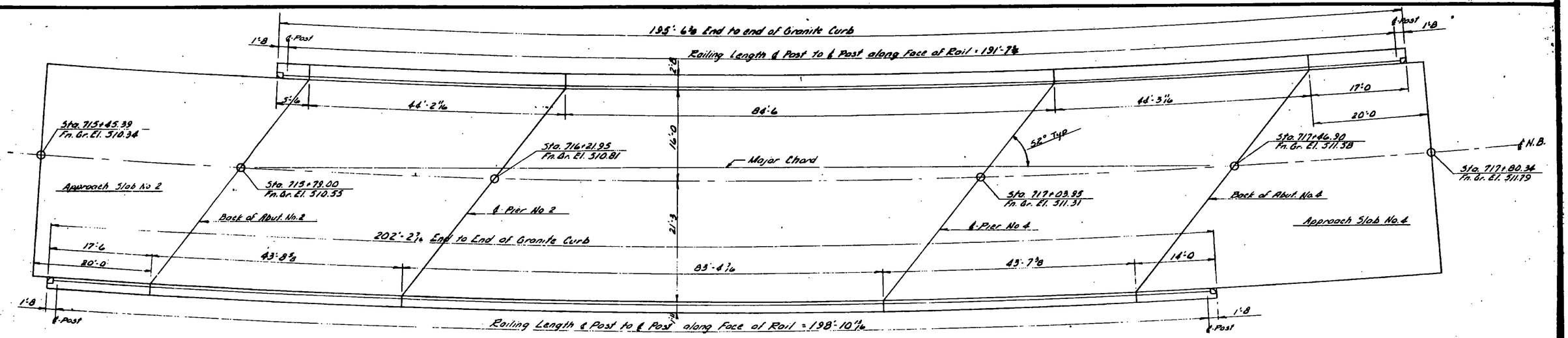

N.B. SUPERSTRUCTURE PLAN

SCALE 3/32" = 1'-0

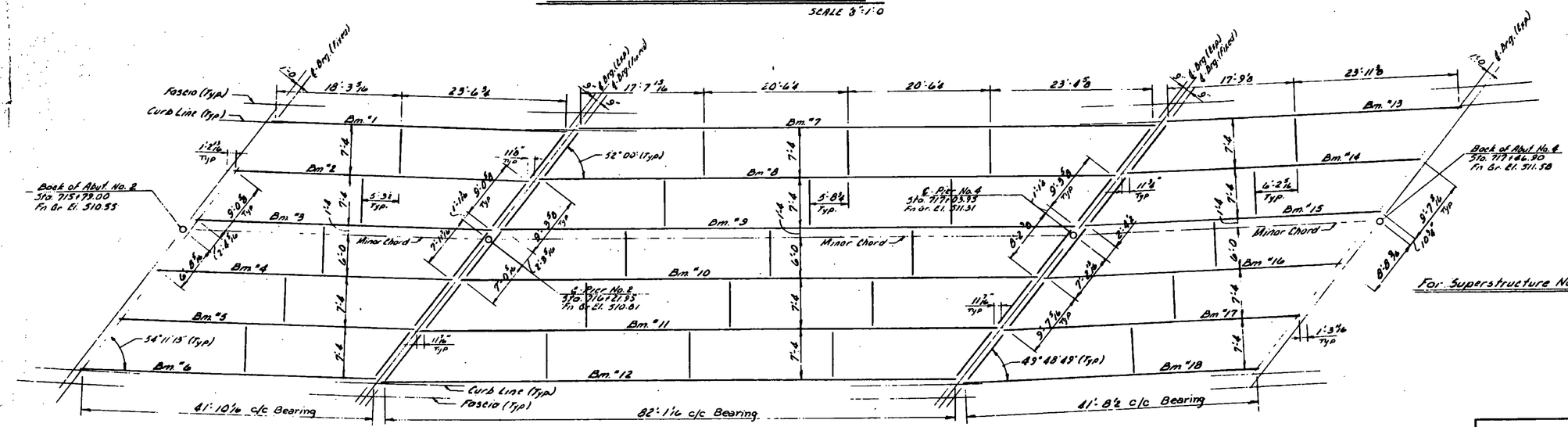

For Superstructure Notes See BR. 306

N.B. FRAMING PLAN

SCALE 3/32" = 1'-0



NOTE:- Stationing is offset from Median

N.B. CURVE LAYOUT

Not To Scale

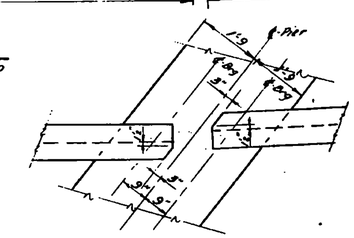

DETAIL OF WF CUTOFFS @ PIERS

SCALE 3/4" = 1'-0

(Note:- Cut top flange only)

CAMBER

44' Span: 1"
84' Span: 3/2"

IR-DECK (15) I-89, BR. #15 N & S
THIS SHEET FOR INFORMATION ONLY

STATE OF VERMONT
DEPARTMENT OF HIGHWAYS

PROJECT HARTFORD-SHARON
TOWN OF SHARON
ROUTE NO. I-89 STA. 717+0[redacted]
I-89 OVER VT #132
N.B. SUPERSTRUCTURE
SCALE As shown
IN CHARGE R. Oatley
DRAWN BY R. Oatley CHECKED BY W. Tripp
PROJECT NO. I 88-0[redacted]
SHEET [redacted]

15