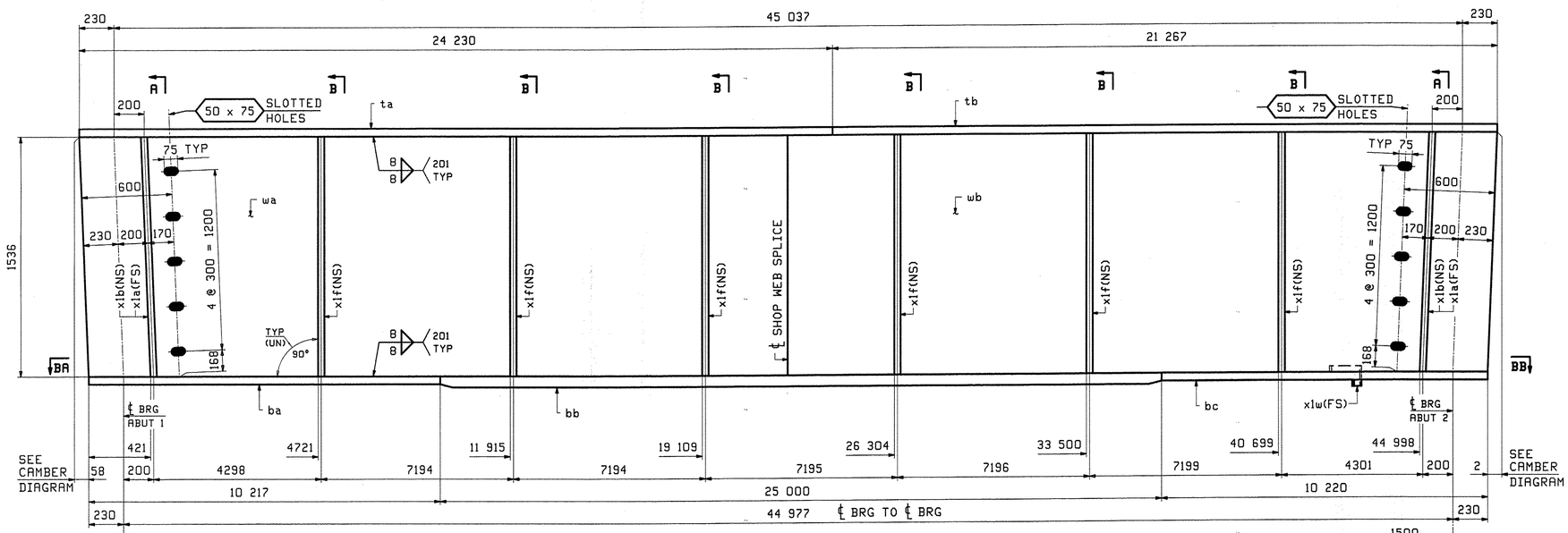

ONE - GIRDER - 1G1

FOR GIRDER STANDARDS SEE DRAWING X1.
FOR CAMBER & FLANGE DIAGRAMS SEE DRAWING C1.
FOR GENERAL NOTES SEE DRAWING GN1.
"T2" DENOTES MATERIAL SUBJECT TO CHARPY V-NOTCH TESTING.

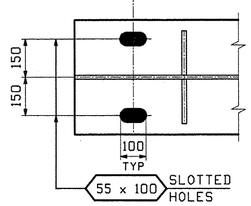

SECTION BA

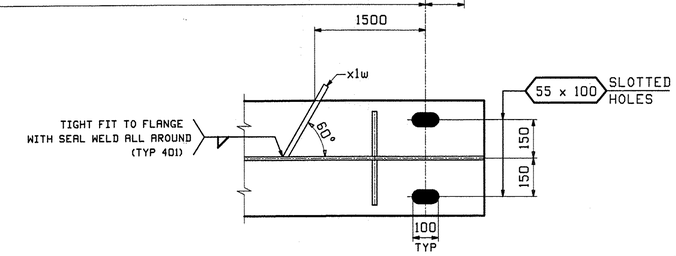

SECTION BB

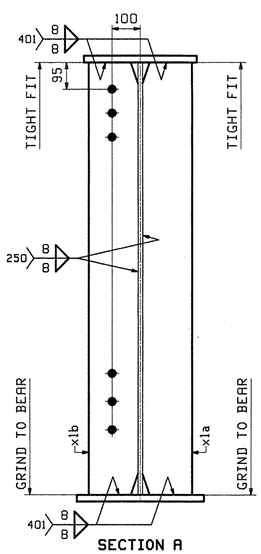

SECTION A

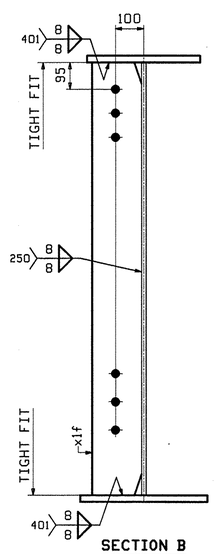

SECTION B

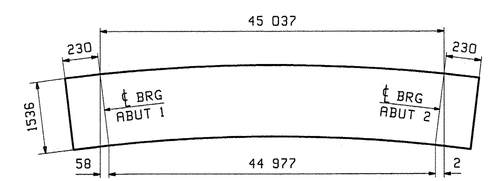

ORIENTATION DIAGRAM
FOR CAMBER SEE DWG C1

ABM INFO		SHIP	BILL OF MATERIAL					JOB NO.	DRAWING NO.	REV.
								457	1	
PAGE	LINE	MARK	QTY	MARK	MATERIAL	LENGTH m	LENGTH mm	REMARKS	WT	PROCUREMENT NOTES
		1G1	1		GIRDER				17982 kg 39643 lbs	
1	L		1	wa	PL 16x1536	22	497	M270M-345WT2		
1	J		1	wb	PL 16x1536	23	023	M270M-345WT2		
1	E		1	ta	PL 24x400	24	230	M270M-345WT2		
1	G		1	tb	PL 24x400	21	267	M270M-345WT2		
1	C		1	ba	PL 24x450	10	217	M270M-345WT2		
1	A		1	bb	PL 42x450	25	000	M270M-345WT2		
1	C		1	bc	PL 24x450	10	220	M270M-345WT2		
2	B		2	x1a	PL 18x175	1	536	M1E		
2	B		2	x1b	PL 18x175	1	536	M1E		
2	C		8	x1f	PL 14x175	1	536			
2	D		1	x1w	PL 6x75	0	304			

REV.	DATE	REMARKS	DWN	CHK	APVL	SHOP
0					6/18/10	

MATERIAL:	SURFACE PREP. & PAINT:	HOLES:	SHOP BOLTS:
M270M-345W(UN)	SEE DWG GN1	15/16"Ø	NONE

DESCRIPTION: GIRDER - 1G1

CASCO BAY STEEL STRUCTURES, INC.
75 SPRING HILL ROAD SACO, MAINE 04072
PHONE (207) 282-7360 FAX. (207) 282-1179
TENSOR 2998

STRUCTURE:	VT Route 125 over Lemon Fair River Bridge No. 9 Cornwall County of Addison	DRAWN: JTB	DATE: 06/01
		CHKD: PCP	DATE: 06/16
LOCATION:	CORNWALL, VERMONT	JOB NO.	DWG NO.
PROJ NO.	BRS 0172(6)	457	1
CUSTOMER:	VT AOT		REV. △

RECEIVED
CASCO BAY STEEL
JUN 23 2010
RESUBMIT ____ APPROVED ✓
BY ____ DATE 7/20/10

PCP Wed, Jun 16, 2010 01:08:00 PM /users/jobs/23991; Rev0