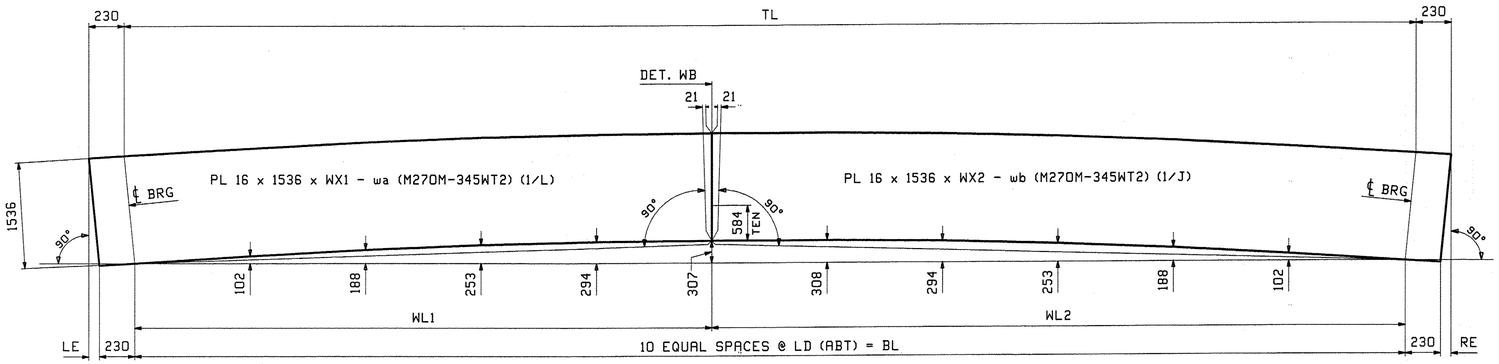

CAMBER DIAGRAM FOR 1G1 THRU 5G5

MARK	TL	BL	LE	RE	WL1	WL2	WX1	WX2	LD
1G1	45 037	44 977	58	2.	22 207	22 770	22 497	23 023	4498
2G2	45 036	44 976	55	5	22 206	22 770	22 493	23 023	4498
3G3	45 034	44 974	52	8	22 205	22 769	22 489	23 022	4497
4G4	45 034	44 974	50	10	22 203	22 771	22 485	23 024	4497
5G5	45 033	44 973	47	13	22 203	22 770	22 482	23 023	4497

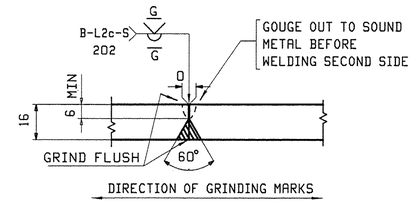

WEB PLATE SPLICE DETAIL "WB"

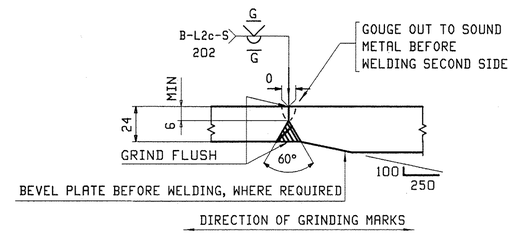

FLANGE PLATE SPLICE DETAIL "FA"

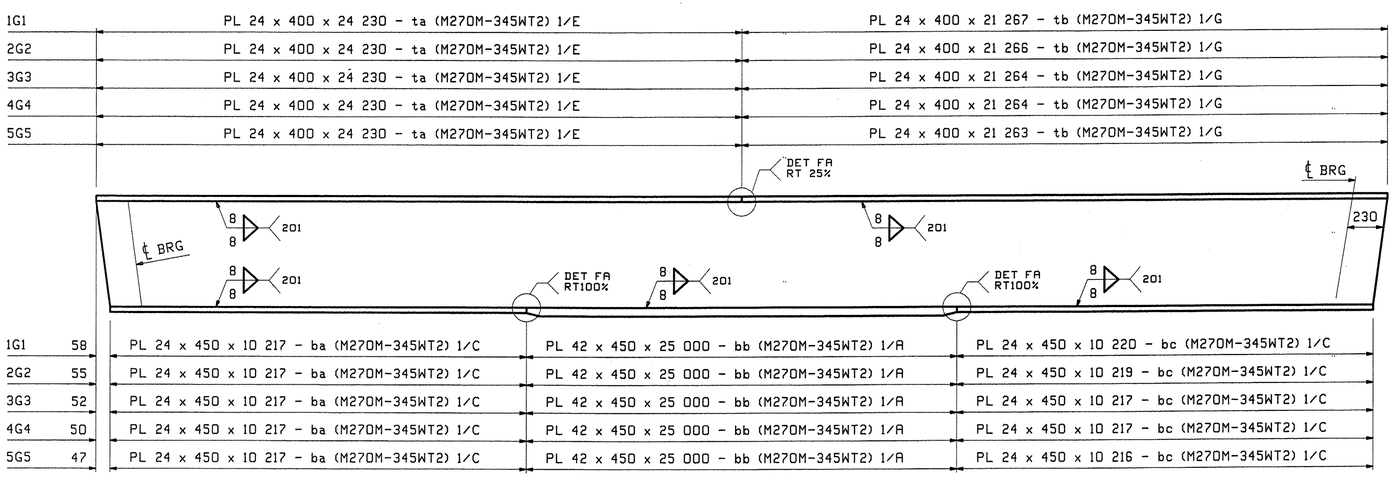

FLANGE DIAGRAM FOR 1G1 THRU 5G5

NOTES:

1. FOR GENERAL NOTES SEE DRAWING GN1.
2. H2-3 DENOTES MATERIAL SUBJECT TO CHARPY V-NOTCH TEST AT H FREQ. FOR ZONE 2

REV.	DATE	REMARKS	DWN	CHK	APVL	SHOP
0					6/18/10	

MATERIAL:	SURFACE PREP. & PAINT:	HOLES:	SHOP BOLTS:
M270M-345W(UN)	SEE DWG GN1		

DESCRIPTION: CAMBER & FLANGE DIAGRAMS

CASCO BAY STEEL STRUCTURES, INC.
75 SPRING HILL ROAD SACO, MAINE 04072
PHONE (207) 282-7360 FAX. (207) 282-1179
TENSOR 2998

STRUCTURE:	VT Route 125 over Lemon Fair River Bridge No. 9 Cornwall County of Addison	DRAWN: JTB	DATE: 06/01
		CHKD: PCP	DATE: 06/16
LOCATION:	CORNWALL, VERMONT	JOB NO.	DWG NO.
PROJ NO.	BRS 0172(6)	457	C1
CUSTOMER:	VT ROT		REV. △

RECEIVED
CK'D BY ORDER BY
JUN 23 2010
RESUBMIT APPROVED
BY DATE 7/20/10

PCP Wed, Jun 16, 2010 01:51:09 PM /users/jobs/2998/C1 - Rev0