

APPROXIMATE LIMITS OF SPECIAL PROVISION
(PREFABRICATED VERTICAL WICK DRAIN)

3+072.5 LT ~ 3+117 LT - 202 S.M.
3+161 LT ~ 3+225 LT - 741 S.M.



CLASS II WETLAND

ARCHAEOLOGICALLY SENSITIVE AREA

POT DETOUR STA. 3+040.000=
VT ROUTE 125 STA. 1+040.000
BEGIN APPROACH

POT STA. 3+112.764
END DETOUR ROADWAY
BEGIN TEMPORARY BRIDGE

POT STA. 3+170.676
END TEMPORARY BRIDGE
RESUME DETOUR ROADWAY

POC STA. 3+060.000
END APPROACH
BEGIN DETOUR BRS -0172(6)

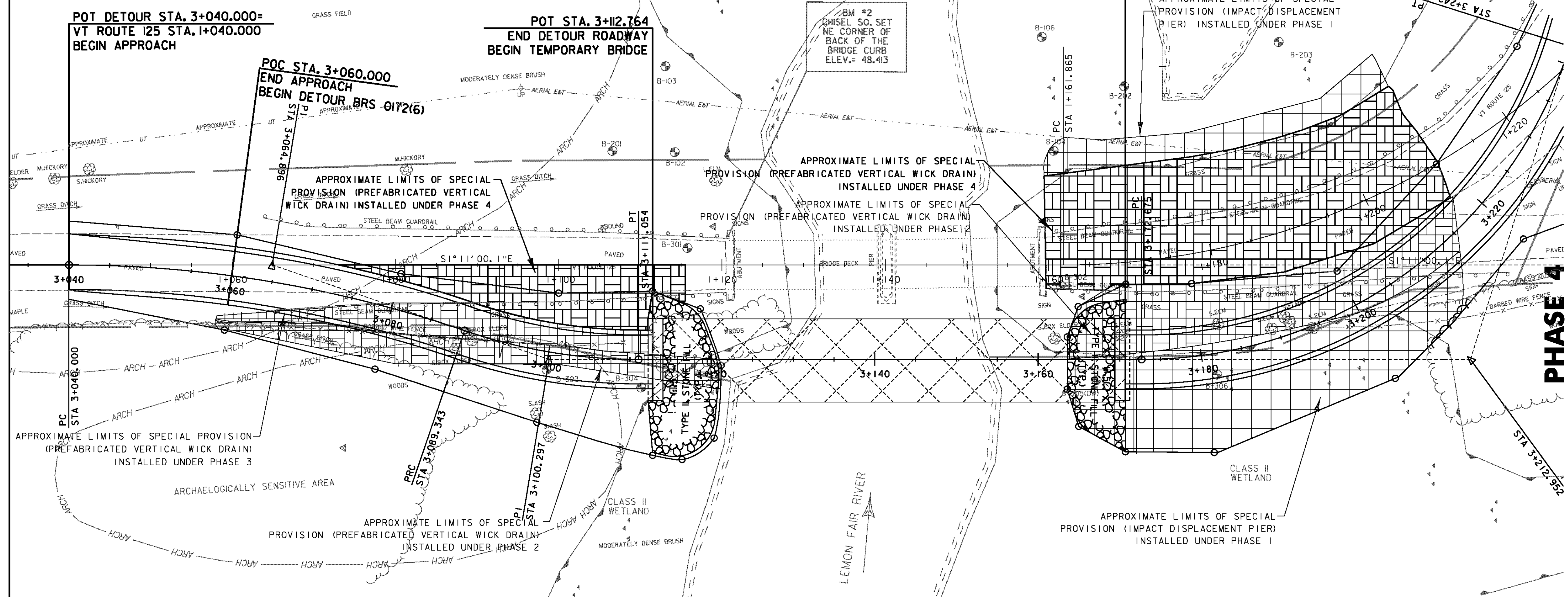
APPROXIMATE LIMITS OF SPECIAL
PROVISION (PREFABRICATED VERTICAL
WICK DRAIN) INSTALLED UNDER PHASE 4

APPROXIMATE LIMITS OF SPECIAL
PROVISION (PREFABRICATED VERTICAL WICK DRAIN)
INSTALLED UNDER PHASE 4

APPROXIMATE LIMITS OF SPECIAL
PROVISION (PREFABRICATED VERTICAL WICK DRAIN)
INSTALLED UNDER PHASE 12

APPROXIMATE LIMITS OF SPECIAL
PROVISION (IMPACT DISPLACEMENT
PIER) INSTALLED UNDER PHASE 1

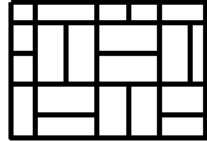
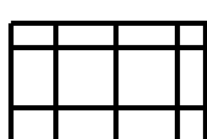
**PHASE 4
SPECIAL PROVISION (PREFABRICATED VERTICAL WICK DRAIN)
INSTALLATION LAYOUT SHEET**



DATUM	
VERTICAL	NAVD 88
HORIZONTAL	NAD 83(92)



LEGEND

-  APPROXIMATE LIMITS OF SPECIAL PROVISION (PREFABRICATED VERTICAL WICK DRAIN)
-  APPROXIMATE LIMITS OF SPECIAL PROVISION (IMPACT DISPLACEMENT PIER)

PROJECT: CORNWALL	PROJECT NO.: BRS 0172(6)
DESIGN FILE NAME: z85e042geobdr.dgn	PLOT DATE: 3/16/2010
IPARM FILE NAME:	SURVEY DATE: 1996&1999
SURVEYED BY: VTRANS & VT SURVEY	DRAWN BY: ERIK ATKINS
SQUAD LEADER: MARTHA EVANS-MONGEON	SHEET: 90 OF 144