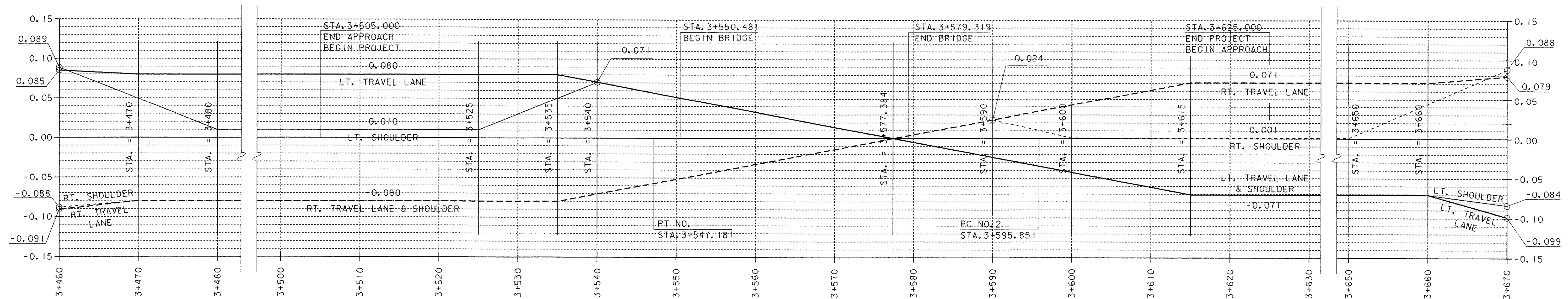
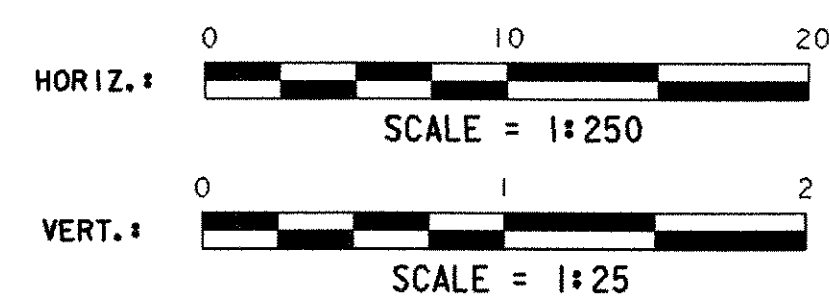


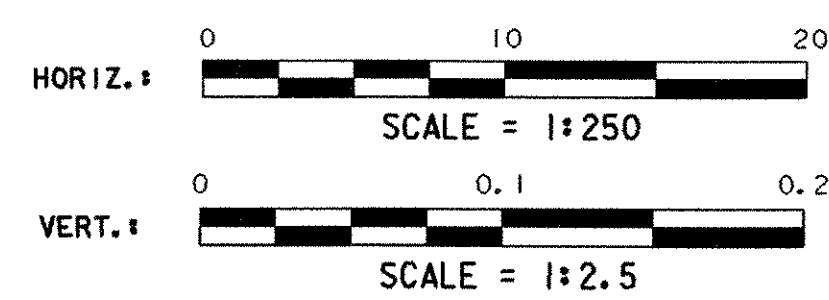
**NOTES:**

1. SEE MAINLINE CROSS SECTIONS TO DETERMINE CUT OR FILL.
2. SEE SHEET 3 OF THE PLANS FOR ADDITIONAL ABUTMENT EARTHWORK DETAILS.

**MATERIAL TRANSITION DETAIL**



**BANKING DIAGRAM**



**MATERIAL TRANSITION DETAIL AND BANKING DIAGRAM**

|                  |                            |
|------------------|----------------------------|
| PROJECT NAME:    | LYNDON                     |
| PROJECT NUMBER:  | BRS 0269 (8)S              |
| FILE NAME:       | 85e04\Structures\se04mat.f |
| PROJECT MANAGER: | R. R. WHITCOMB             |
| DESIGNED BY:     | G. ROY                     |
| PLOT DATE:       | 29-NOV-2005                |
| DRAWN BY:        | G. ROY                     |
| CHECKED BY:      | M. LOZIER                  |
| SHEET            | 49 OF 68                   |