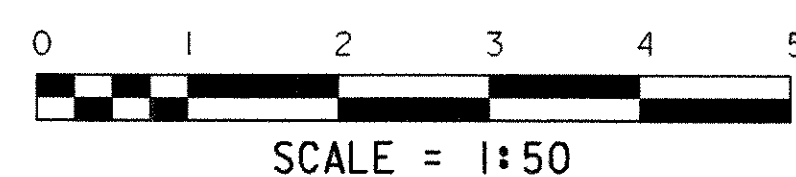
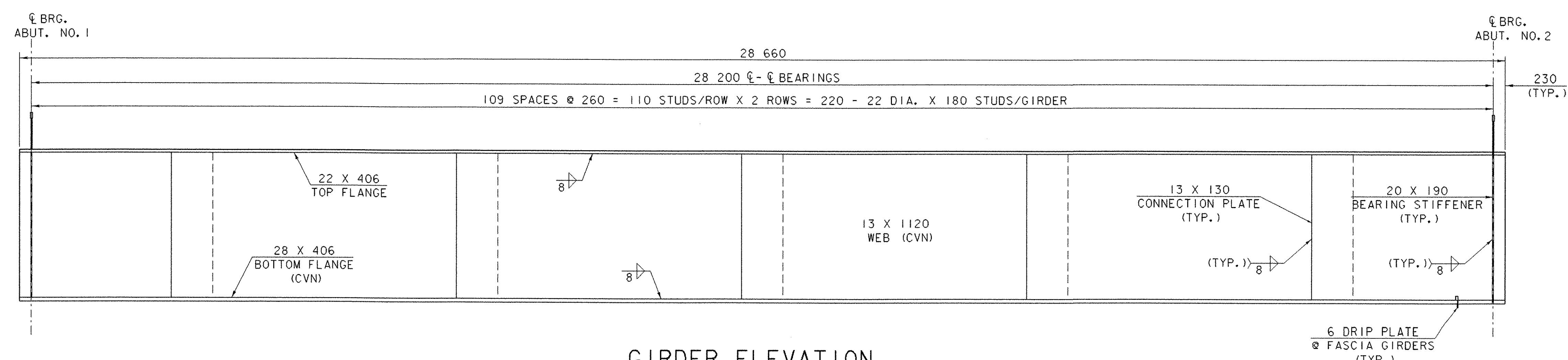


FRAMING PLAN

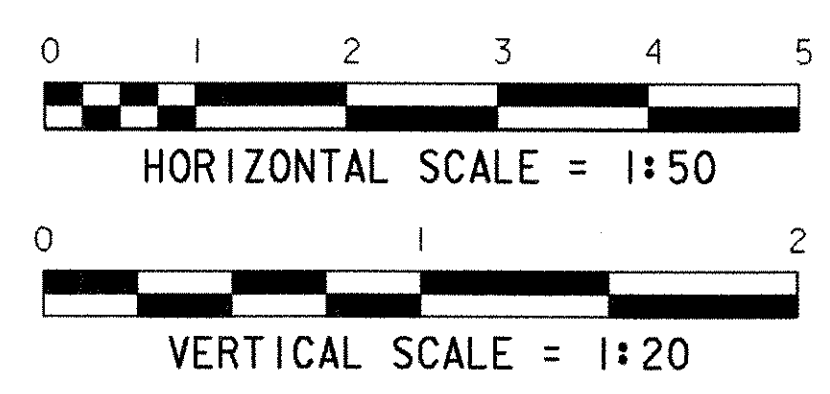


NOTES:

1. CVN - SHALL MEET CHARPY V-NOTCH REQUIREMENTS FOR MAIN MEMBERS AS INDICATED IN SECTION 714 OF STANDARD SPECIFICATIONS.
2. ALL STEEL SHALL BE AASHTO M270M/M270, GR 345W.
3. HOLES FOR TRANSVERSE ABUTMENT REINFORCING STEEL NOT SHOWN. SEE SHEET 36 FOR DETAILS.



GIRDER ELEVATION



FRAMING PLAN AND GIRDER ELEVATION

PROJECT NAME: LYNDON	PLOT DATE: 29-NOV-2005
PROJECT NUMBER: BRS 0269(8)S	DRAWN BY: L. BULLOCK
FILE NAME: 85e04\Structures\se04\frl1	CHECKED BY: S. SCRIBNER
PROJECT LEADER: R.R. WHITCOMB	SHEET 35 OF 68
DESIGNED BY: S. SCRIBNER	