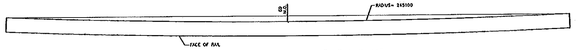

TOP VIEW, BEND DETAIL FOR "R1" & "MR1"



(6) REQ'D RAIL MARK, "R1"
TS 101.6 x 101.6 X 6.35



(2) REQ'D RAIL MARK, "MR1"
TS 203.2 x 101.6 X 7.93

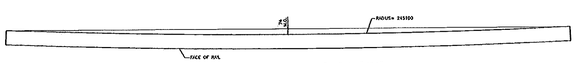

TOP VIEW, BEND DETAIL FOR "R2" & "MR2"



(3) REQ'D RAIL MARK, "R2"
TS 101.6 x 101.6 X 6.35



(1) REQ'D RAIL MARK, "MR2"
TS 203.2 x 101.6 X 7.93

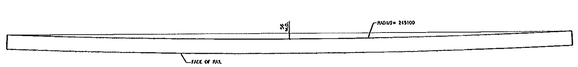

TOP VIEW, BEND DETAIL FOR "R3" & "MR3"

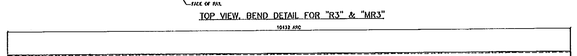

(3) REQ'D RAIL MARK, "R3"
TS 101.6 x 101.6 X 6.35



(1) REQ'D RAIL MARK, "MR3"
TS 203.2 x 101.6 X 7.93

RECEIVED
OK'D BY HJS OK'D BY RSY
FEB 25 2011
RESUBMIT _____ APPROVED ✓
BY OPW DATE 3/23/11

BILL OF MATERIAL

SHOP	SHIP MARK	NO. PCS.	PIECE MARK	DESCRIPTION	LENGTH	REMARKS	MAT'L
	R1	6		101.6X101.6X6.35	11570	*	**
	MR1	2		203.2X101.6X7.93	11570	*	**
	R2	3		101.6X101.6X6.35	12020	*	**
	MR2	1		203.2X101.6X7.93	12020	*	**
	R3	3		101.6X101.6X6.35	10432	*	**
	MR3	1		203.2X101.6X7.93	10432	*	**
	FB1	96		4X76.2 OR 5X5 KG/M FOR FOG			

* TUBING CVN REQUIREMENT OF 20 N.M. @ -18°C OR PROPORTIONAL VALUE OF SUBSIZE SPECIMEN
TESTING SHALL BE ACCOMPLISHED IN ACCORDANCE WITH ASTM A673. THE "H" FREQUENCY SHALL BE USED

** ASTM A500 GRADE B

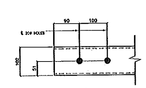

HOLE DETAIL

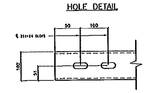

SLOT DETAIL

SHOP NOTE:

1. ALL EXPOSED CUT OR SHEARED EDGES SHALL BE ROUNDED & FREE OF BURRS.
2. TWENTY FIVE PERCENT OF THE POST-TO BASE WELDS IN A PRODUCTION LOT SHALL BE TESTED BY MT. IF REJECTABLE DISCONTINUITIES ARE FOUND, ANOTHER TWENTY FIVE PERCENT OF THE PRODUCTION LOT SHALL BE TESTED. IF REJECTABLE DISCONTINUITIES ARE FOUND IN THE SECOND TWENTY FIVE PERCENT, ALL POST TO BASE WELDS SHALL BE TESTED. ALL TESTING OF BASE TO POST WELDS SHALL CONFORM TO THE LATEST VERSION OF AWS D1.5.
3. CLEAN ALL THREADS AFTER GALVANIZING.
4. HOLES IN RAIL BARS SHALL BE FIELD-DRILLED AND COATED WITH AN APPROVED ZINC-RICH PAINT PRIOR TO ERECTION.
5. TUBING SHALL MEET THE LONGITUDINAL CVN MINIMUM REQUIREMENTS OF 20 JOULES AT -18°C OR PROPORTIONAL VALUES OF SUBSIZE SPECIMENS. TESTING SHALL BE DONE IN ACCORDANCE WITH ASTM A673. THE "H" FREQUENCY SHALL BE USED AND THE MATERIAL SHALL BE AS-ROLLED.

FROZEN CHK. PER ASTM A153, PROVIDE ASTM A143	
MATERIAL	ASTM A500/A500M GR. B *
HOLES	AS NOTED
ELECTRODES	
WELDS	PER WPS
SURFACE PREP	SSPC-SP6

NO	DATE	DESCRIPTION	NO	DATE	DESCRIPTION
REVISIONS					

ARC
ADVANCED RESOURCES & CONST. ENTERPRISES, INCORPORATED
P.O. BOX 120 ENOSBURG, VT. 05447
PHONE: (802) 347-2618 • FAX: (802) 393-1054

DRAFTER	JRC	RAIL DETAILS	PROJECT NO. BR 021-1(10)
DATE	1/27/11	VERMONT RT.27, BOCCABRIDGE OVER BOCCA BRIDGE STATE BRIDGE OVER STONY BROOK	DWG NO. 3 OF 7
CHECKED	MFD		
JOB	10-163	AUSTIN CONSTRUCTION, INC.	