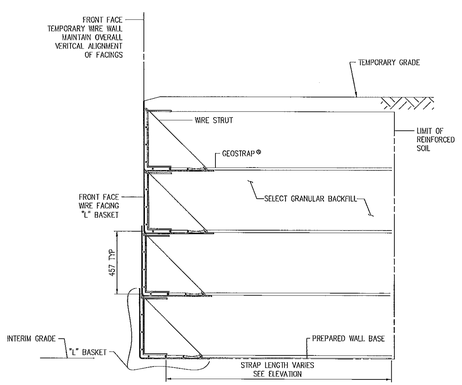

TYPICAL TEMPORARY WIRE FACING WALL
SCALE: 1:10

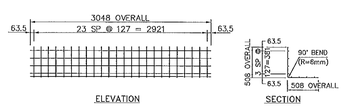

ELEVATION SECTION

127 x 127 –W5xW5 WIRE MESH

NOTES FOR WIRE FACINGS AND BASE

1) WIRE FACINGS AND BASE SHALL BE SHOP FABRICATED OF COLD DRAWN STEEL WIRE CONFORMING TO THE MINIMUM REQUIREMENTS OF ASTM A-82 (AASHTO M 32) AND WELDED INTO THE FINISHED CONFIGURATION IN ACCORDANCE WITH ASTM A-185 (AASHTO M55).
2) DIMENSIONAL TOLERANCE = ±6mm.
3) DESIGN LENGTH = 3 M (FACINGS & BASE OVERLAPPED 50mm).
4) DESIGN HEIGHT AS SHOWN (FACINGS OVERLAPPED 254mm or 2-127mm SQUARES.)

ALL DIMENSIONS ARE IN MILLIMETERS UNLESS NOTED OTHERWISE

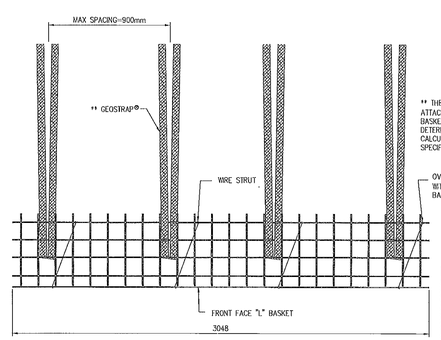

PARTIAL PLAN



ELEVATION – TYPICAL "LL" & "LR" CUT PANEL TYPES

RECEIVED
CK'D BY ____ DATE ____ BY ____
AUG 19 2010
RESUBMIT ____ APPROVED ✓
BY CPW DATE 8/26/10

CERTIFIED WITH RESPECT TO THE INTERNAL STABILITY OF REINFORCED EARTH STRUCTURES ONLY

STATE OF VERMONT
HENRY J. ADAMSKI JR.
No. 9311
8/26/10

This drawing contains information proprietary to The Reinforced Earth Company, and is being furnished for the use of VERMONT AGENCY OF TRANSPORTATION only in connection with this project, and the information contained is not to be transmitted to any other organization unless specifically authorized in writing by The Reinforced Earth Company. The Reinforced Earth Company is exclusive licensee in the United States under patents issued to Henri Vidal, and the furnishing of this drawing does not constitute an expressed or implied license under the Vidal patents.

The design contained on these drawings is based on information provided by the owner. On the basis of this information, The Reinforced Earth Company has designed, and is responsible for the internal stability of the structure only. External stability, including foundation (bearing capacity and settlement) and slope stability (sliding and rotation), is the responsibility of the owner.

REINFORCED EARTH
1828 Tysons Corner Drive, Vienna, VA 22182 (703)573-5333

"REINFORCED EARTH" is the registered trademark of The Reinforced Earth Company.

DESIGNED BY: MS			
PROJECT ENGR: LY			
CHECKED BY: LY			
REV.	DATE	DESCRIPTION	

PROJECT NAME	VT ROUTE 107, BRIDGE 9	DATE 07/16/2010	
LOCATION	STOCKBRIDGE, VERMONT	CONTRACT NO. RE-14697	
OWNER	VERMONT AGENCY OF TRANSPORTATION	DRAWING NO. 13 OF 16	
DRAWING COVERS	TYPICAL TEMPORARY SURCHARGE WALL SECTION AND DETAILS	SCALE AS SHOWN	

R:\RE14697_BRG_VT_Stockbridge\dwg\FINAL\FINAL PACKAGE - ALL WALLS Rev1.dwg