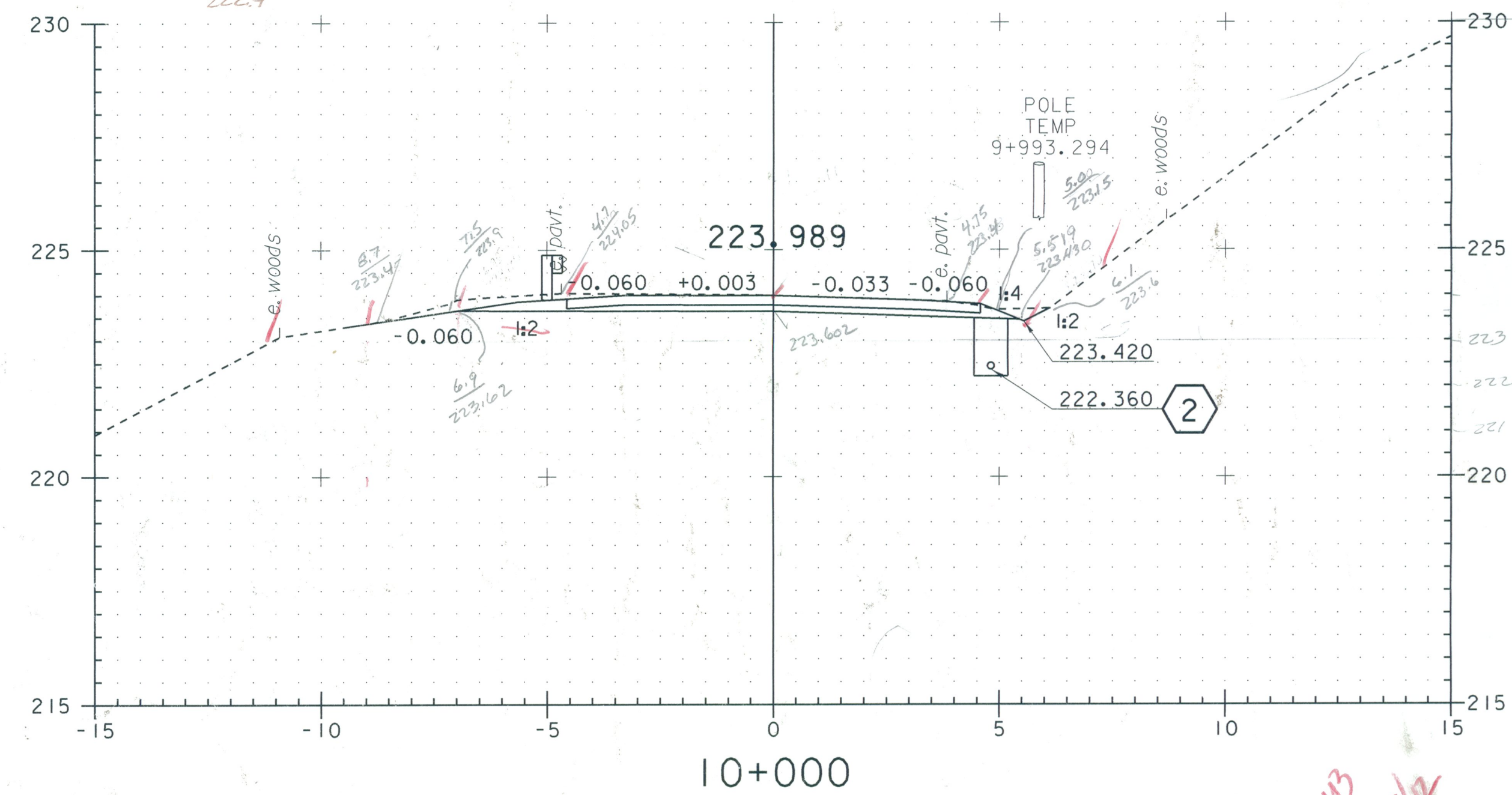
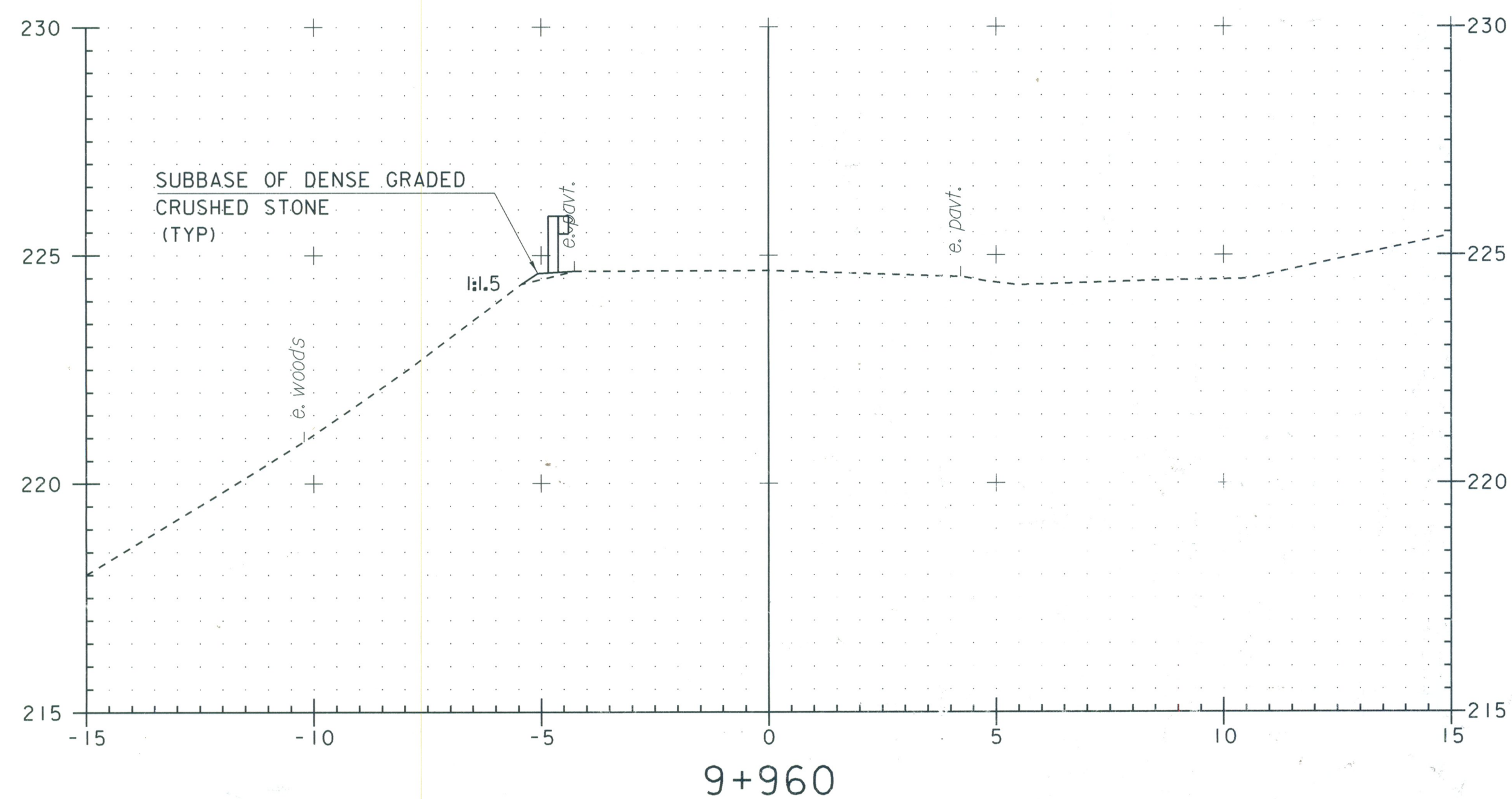



DI TR	PIPE TR	PIPE TR	DI TR
4.3	-10.6	-3	4.3
222.4	221.69	221.98	222.28
4.9	-9.7	0	222.28
223.4	222.2	222.28	4.3
4.3	222.4	222.28	222.28
223.1	4.3	0	4.3
5.8	222.4	221.83	221.51
223.4	4.3	221.83	4.3
6.8	222.28	221.83	221.51
224.0	0	221.98	4.3
6.8	222.28	221.98	222.28
223.0	4.9	-3	
4.9	222.03	221.98	
4.9	222.0	-10.6	
4.3	222.4	221.69	



COLD PLANING ENDS AT 9+996.000  
ZERO SUBBASE MATERIAL



STA 9+960 TO 10+016

PROJECT NAME: STOCKBRIDGE  
PROJECT NUMBER: BRP 022-1(20)

FILE NAME: /sr+5/85e039/de039xsl.dgn  
PROJECT LEADER: C.P. Williams  
DESIGNED BY: G. Shangraw  
MAINLINE CROSS SECTIONS 1

PLOT DATE: 08-APR-2010  
DRAWN BY: G. Shangraw  
CHECKED BY: R.S. Young  
SHEET 117 OF 139

SEE SHEET 12 FOR DRAINAGE FLAG DESCRIPTIONS