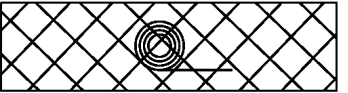




MATCHLINE STA 17+75

TEMPORARY
CONSTRUCTION
LIMITS

LEGEND	
	TEMPORARY EROSION MATTING
	SEED AND MULCH

SCALE: 1" = 20'-0"


PROJECT NAME: STOWE	PLOT DATE: 17-JUN-2013
PROJECT NUMBER: BRF 029-1(17)	DRAWN BY: R. PELLETT
FILE NAME: s85e037bdr_ero.dgn	CHECKED BY: G. ROY
PROJECT LEADER: C. CARLSON	SHEET 62 OF 70
DESIGNED BY: H. SALLS	
EPSC FINAL CONDITIONS 3	