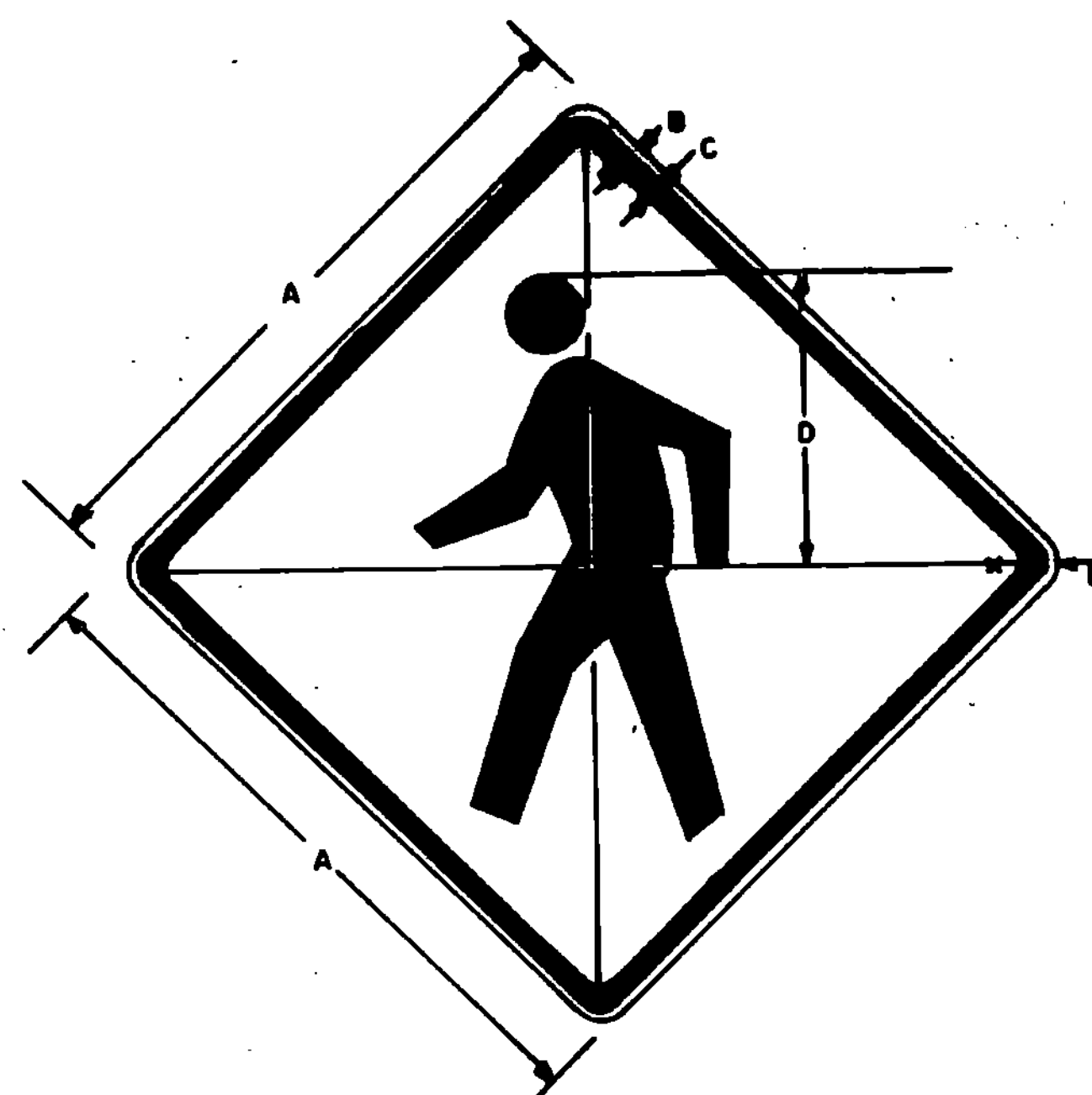
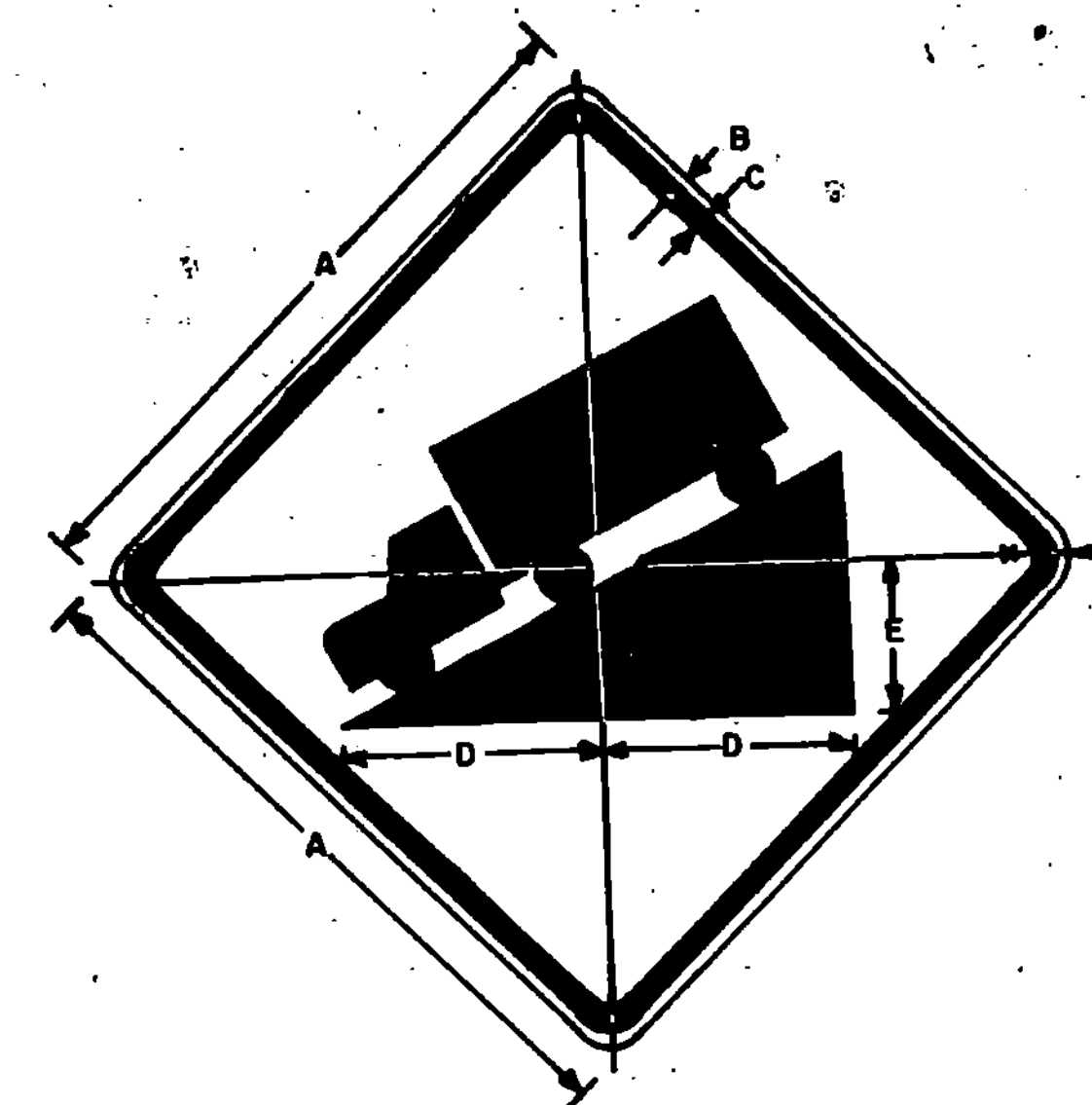




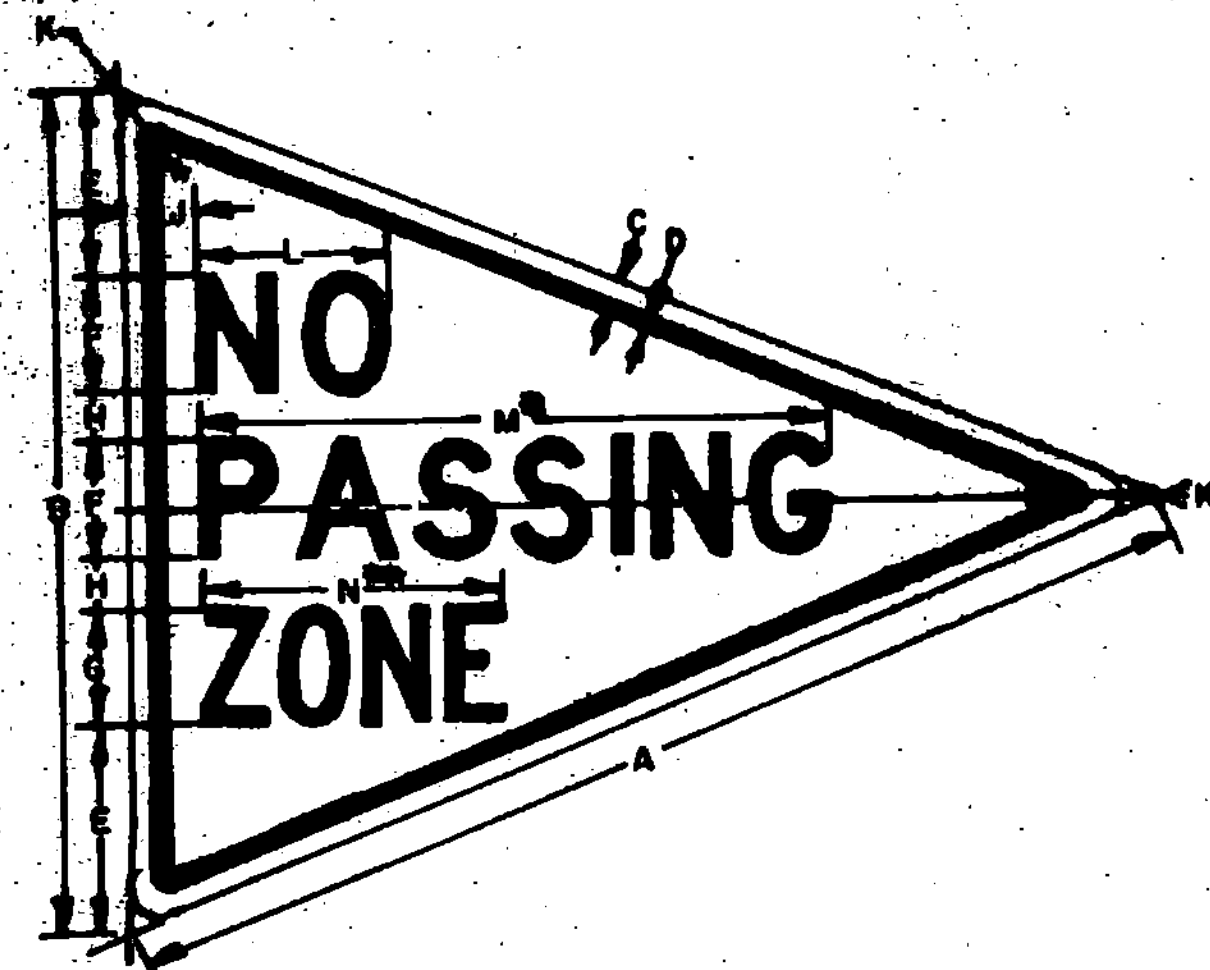
SIGN	DIMENSIONS (INCHES)												
	A	B	C	D	E	F	G	H	I	J	K	L	M
BIKE	18	3/8	5/8	8-3/8	3-3/4	2-1/4	3-3/8	3-3/8	1-1/2				
MIN.	24	3/8	5/8	11	4-3/8	3-1/2	4-3/8	4-3/8	1-1/2				
STD.	30	1/2	3/4	14	6	4-1/2	5	5	2-3/8				
EXPWY.	36	5/8	7/8	18-3/4	7-3/4	5-3/4	6-3/4	6-3/4	3-1/4				
SPECIAL	48	3/4	1-1/4	22	10-3/4	6-3/4	7-3/4	7-3/4	4-1/2				



SIGN	DIMENSIONS (INCHES)				
	A	B	C	D	E
MIN.	24	3/8	5/8	11	1-1/2
STD.	30	1/2	3/4	13-1/2	7/8
EXPWY.	36	5/8	7/8	16	2-1/4
SPECIAL	48	3/4	1-1/4	22	3

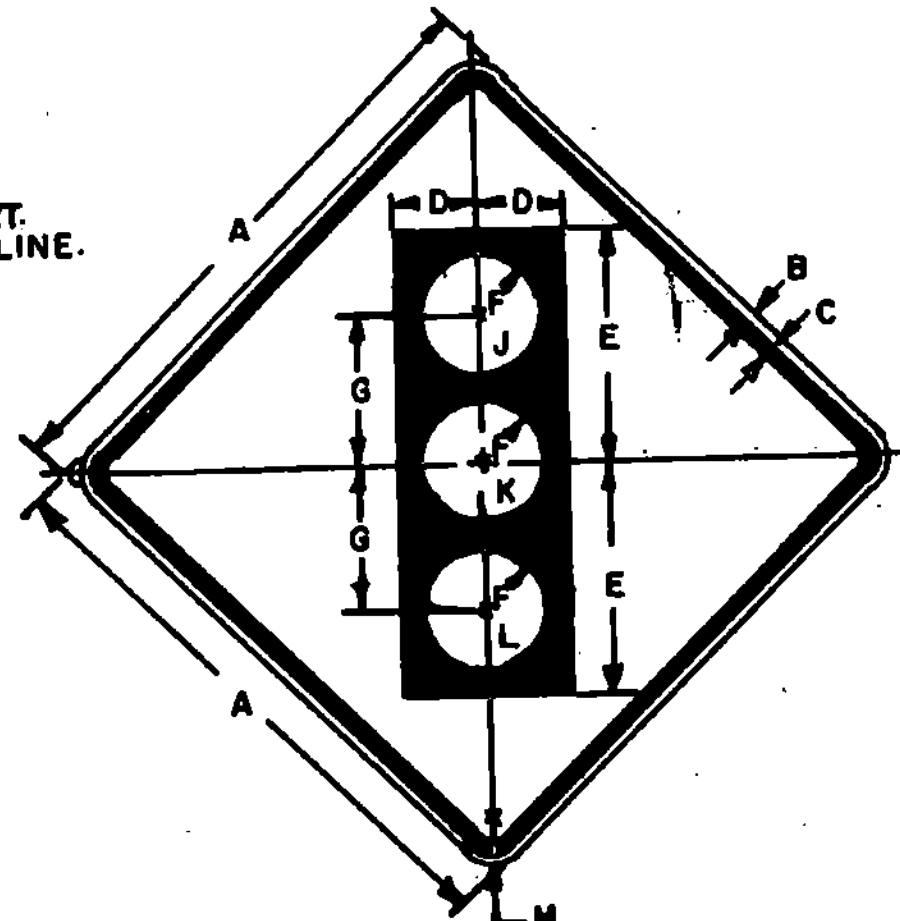


SIGN	DIMENSIONS (INCHES)				
	A	B	C	D	F
MIN.	24	3/8	5/8	8-3/4	6
STD.	30	1/2	3/4	11	7-1/2
EXPWY.	36	5/8	7/8	13-1/4	9
FWY.	48	3/4	1-1/4	17-1/2	12



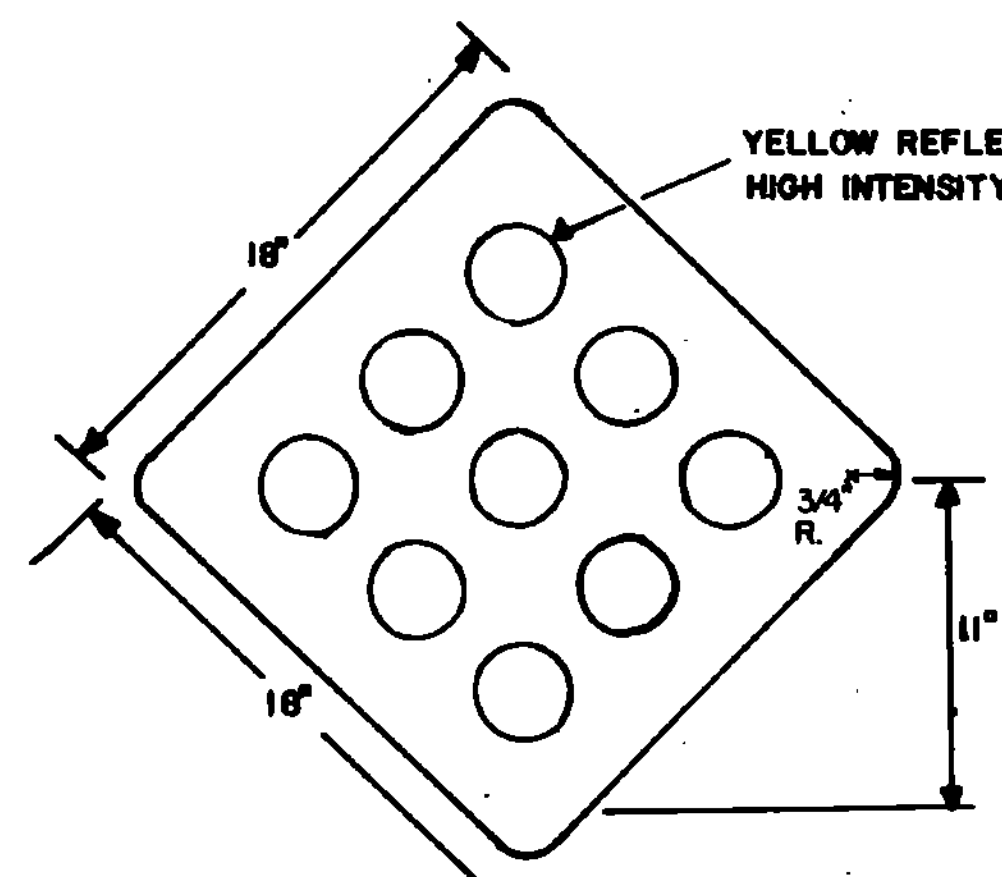
SIGN	DIMENSIONS (INCHES)												
	A	B	C	D	E	F	G	H	I	J	K	L	M
MIN.	40	30	1/2	3/4	7-1/4	40	4C	1-3/4	2-1/2	1-7/8	6-1/2	22-9/16	11-1/16
STD.	48	36	5/8	7/8	8-1/2	50	5C	2	3	2-1/4	8	28-13/16	12-3/4
SPECIAL	64	48	3/4	1-1/4	12	6D	6C	3	4	3	10-3/4	33-11/16	18-9/16

SIGN	DIMENSIONS (INCHES)									
	A	B	C	D	E	F	G	H	J	
STD.	18	3/8	5/8	2-1/2	8E	2	3E	5-5/16	1-1/2	
SPECIAL	24	3/8	5/8	3-5/8	10E	2-3/4	4E	7-1/16	1-1/2	



SIGN	DIMENSIONS (INCHES)							
	A	B	C	D	E	F	G	H
BIKE	18	3/8	5/8	3	8	2-1/4	5	1-1/2
MIN.	30	1/2	3/4	5	13-3/4	3-3/4	8-3/4	7/8
STD. & MIN.	36	5/8	7/8	6-3/4	15-3/4	4-1/4	10	2-1/4
SPECIAL	48	3/4	1-1/4	7-1/2	20	5	12-1/2	3

ADDITIONAL COLORS: J - REFL. RED
K - REFL. YELLOW
L - REFL. GREEN



HAZARD MARKER: HAZARD MARKERS SHALL BE OF 0080 FLAT SHEET ALUMINUM OR 18 GAGE GALVANIZED FLAT SHEET STEEL, WITH A NON-REFLECTIVE YELLOW BACKGROUND AND NINE 3" DIA. CIRCLES EVENLY SPACED WITH MATERIALS AS NOTED ABOVE.

YELLOW REFLECTIVE CIRCLE, HIGH INTENSITY.

COLORS

THE WARNING SIGNS SHOWN ON THIS SHEET SHALL HAVE BLACK TEXT AND SYMBOLS ON REFLECTORIZED YELLOW BACKGROUND. THE COLORS SHALL CONFORM WITH THE COLORS ADOPTED BY THE AMERICAN ASSOCIATION OF STATE HIGHWAY AND TRANSPORTATION OFFICIALS AND APPROVED BY THE DEPARTMENT OF TRANSPORTATION, FEDERAL HIGHWAY ADMINISTRATION.

MATERIALS

THE SIGN BASE MATERIALS USED FOR THE WARNING SIGNS SHOWN ON THIS SHEET MAY BE ANY OF THE FOLLOWING, OF THE MINIMUM THICKNESS NOTED.

	18" X 18"	24" X 24" 30" X 30"	36" X 36"	48" X 48"
FLAT SHEET ALUMINUM	0.060"	0.080"	0.100"	0.125"
HIGH DENSITY OVERLAD PLYWOOD	1/2"	1/2"	5/8"	5/8"
GALVANIZED FLAT SHEET STEEL	18 GAGE	16 GAGE	14 GAGE	12 GAGE

THE REFLECTIVE MATERIAL SHALL BE REFLECTIVE SHEETING APPLIED TO THE ENTIRE BACKGROUND OF THE SIGN.

THE TEXT OF THE SIGNS MAY BE LETTERING FILM, SILK SCREENED OR HAND PAINTED. WHEN HAND PAINTED, POOR WORKMANSHIP SHALL BE CAUSE FOR REJECTION.

TEXT DESIGN

LETTERS, DIGITS, SYMBOLS, SPACINGS, AND TEXT DIMENSIONS SHALL CONFORM WITH THE STANDARD ALPHABETS AND DESIGNS PRESCRIBED IN THE MANUAL ON UNIFORM TRAFFIC CONTROL DEVICES PREPARED BY THE NATIONAL JOINT COMMITTEE ON UNIFORM TRAFFIC CONTROL DEVICES.

SPECIFICATIONS

WARNING SIGNS SHALL MEET THE STANDARD STATE SPECIFICATIONS FOR TRAFFIC SIGNS.

REVISIONS AND CORRECTIONS
FEB. 19, 1985 - COLORS ADDED TO "SIGNAL AHEAD" SYMBOL - OTHER MINOR REVISIONS
FEB. 3, 1986 - UPDATED TO 1986 SPECIFICATIONS

APPROVED
DATE OCT. 3, 1984
DIRECTOR OF ENGINEERING AND CONSTRUCTION
CHIEF OF DESIGN
SURVEY AND PLANS ENGINEER

WARNING SIGNS



STANDARD E-19B