
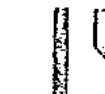




SECTION 641 TRAFFIC SIGNS SUMMARY SHEET

MAINLINE PAVING

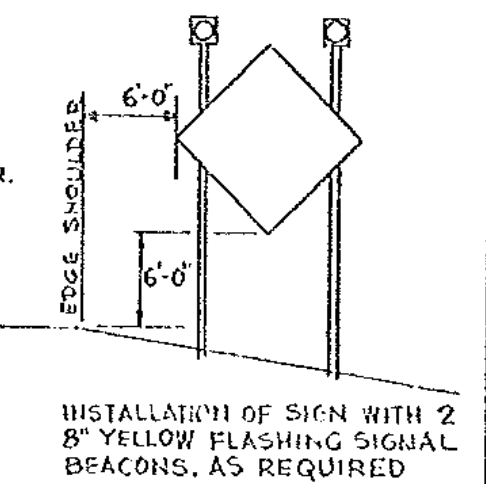
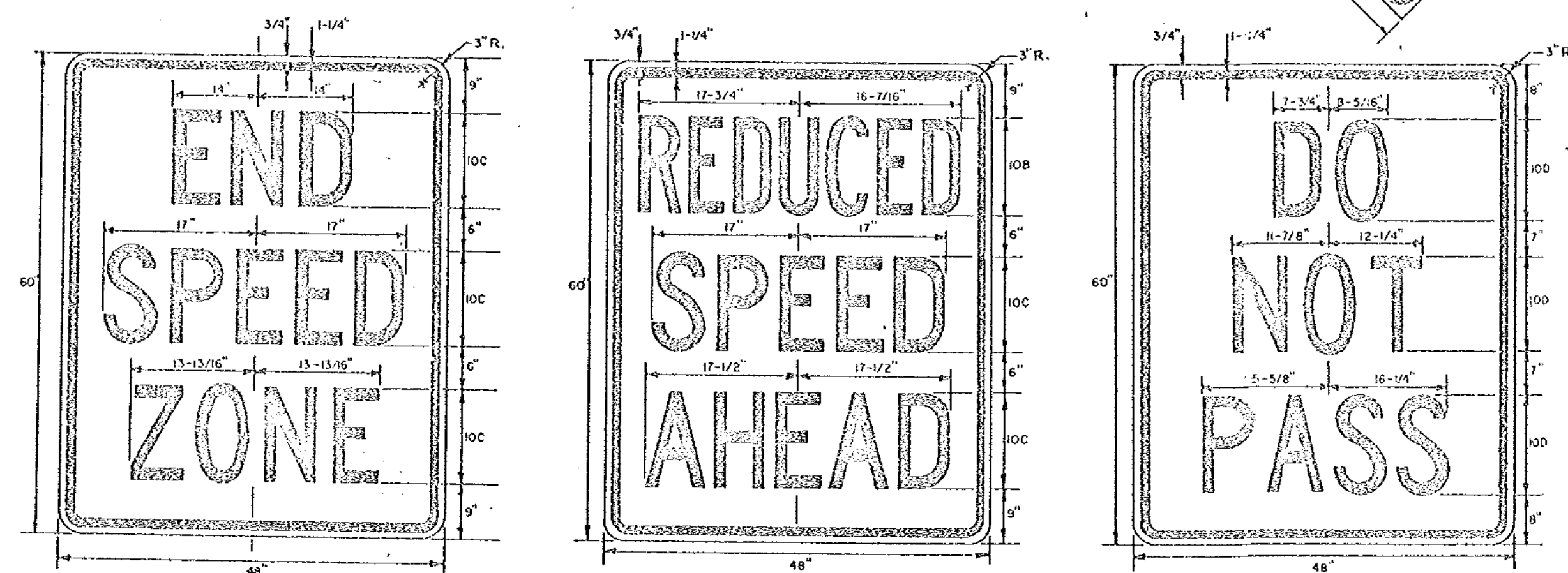
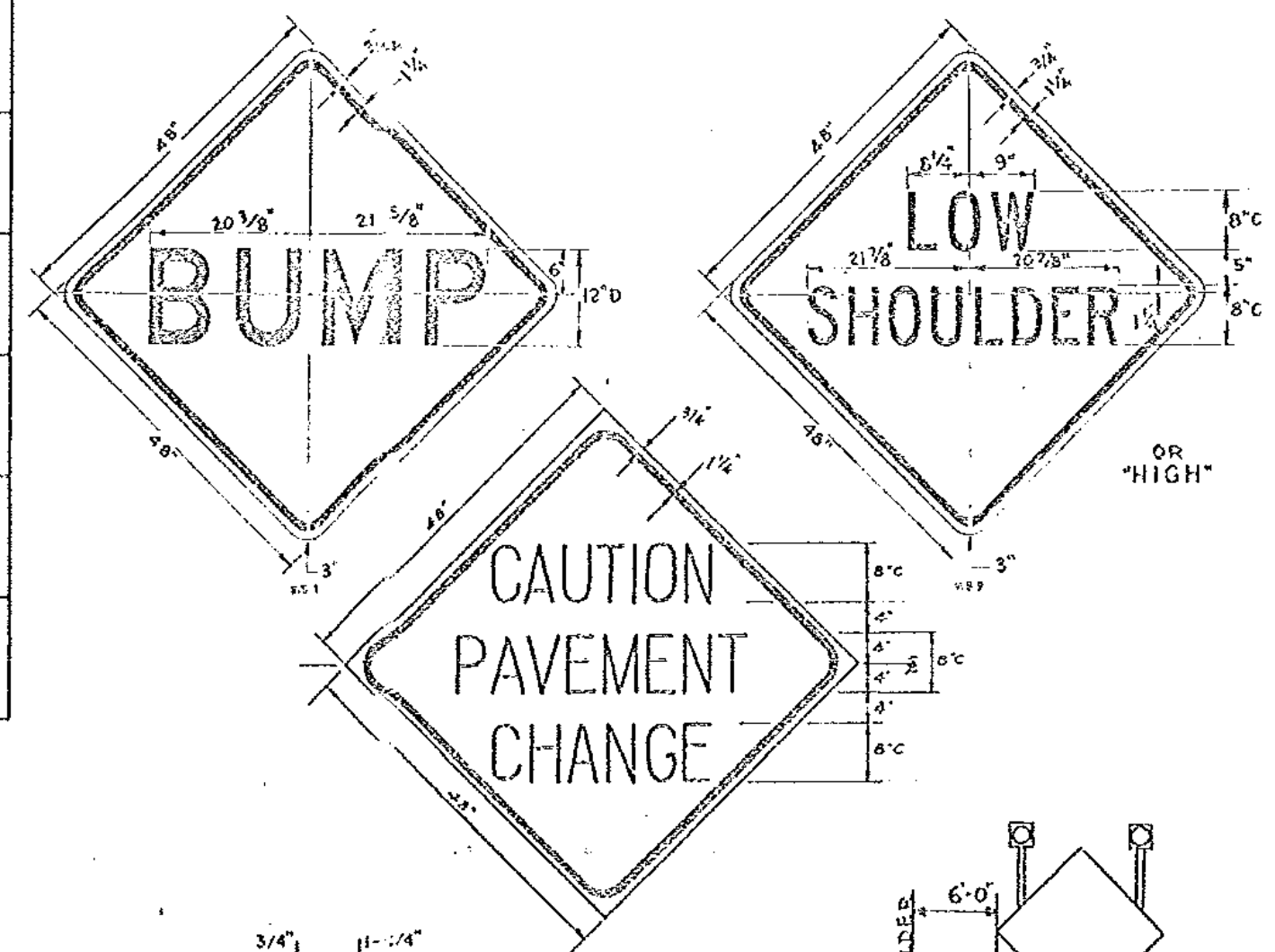
RAMP PAVING

IDENTIFICATION	NUMBER OF SIGNS	SIZE		TEXT	FOR SIGN DETAIL, SEE STANDARD SHEET OR SHEET NUMBER
		WIDTH	HEIGHT		
	2	4	4	LEFT LANE CLOSED 1 MILE	E-8
	6 <i>OR AS REQUIRED</i>	18"	8"	RIGHT	E-8
	2	4	4	LEFT LANE CLOSED 1/2 MILE	E-8
	2	4	5	REDUCED SPEED AHEAD	THIS SHEET
	2 <i>OR AS REQUIRED</i>	4	4	LEFT LANE CLOSED 1500 FEET	E-8
	2	4	4		E-8
	2	4	4		E-8
	AS REQUIRED	4	5	DO NOT PASS	THIS SHEET
	AS REQUIRED	4	5	SPEED LIMIT 40	E-15B
	1	4	5	END SPEED ZONE	THIS SHEET
	AS REQUIRED	4	4	CAUTION PAVEMENT CHANGE	SEE E-6 FOR MATERIALS, ETC.
	AS REQUIRED	4	4	BUMP	SEE E-6 FOR MATERIALS, ETC.
	2	4	4	ROAD CONSTRUCTION AHEAD	E-2
	2	5	3	ROAD CONSTRUCTION NEXT --- MILES	E-2
	1	4	4		E-6
	AS REQUIRED	4	4	HIGH OR LOW SHOULDER	THIS SHEET

IDENTIFICATION	NUMBER OF SIGNS	SIZE		TEXT	FOR SIGN DETAIL, SEE STANDARD SHEET OR SHEET NUMBER
		WIDTH	HEIGHT		
	AS REQUIRED	4	4	LEFT LANE CLOSED AHEAD	E-8
	AS REQUIRED	18"	8"	RIGHT	E-8
	AS REQUIRED	4	4		E-6

SIGN NOTES: TRAFFIC SIGNS SHOWN ON THIS SHEET ARE TO BE SUBSIDIARY TO ITEM 641, TRAFFIC CONTROL. ADDITIONAL SIGNS, IF REQUIRED THAT ARE NOT DETAILED WILL BE PAID AS ITEM 675.20 OR 675.25 AS DIRECTED BY THE ENGINEER IF ITEMS ARE PART OF THE CONTRACT. PROJECT SIGNS AS PER STANDARD E-2 AND E-6 WILL BE REQUIRED TO ESTABLISH PROJECT LIMITS AND AS RAMP SIGNING. SIGNS SHALL BE MOUNTED ON FLANGED CHANNEL STEEL POSTS.*

*SIZE = 3 LBS/FT - MAXIMUM



COLORS: LEGEND - BLACK (NON-REFLECTORIZED) BACKGROUND - WHITE (REFLECTORIZED) (SEE STANDARD SHEET E-16 FOR MATERIAL SPECIFICATIONS)

STANDARD E-2 LISTED FOR SIGN DETAIL ONLY, NOT MAINLINE PROJECT SIGNING.

SECTION 641	SURVEYED BY _____ DATE _____
TRAFFIC SIGN	DRAWN BY RPD DATE 2-82
SUMMARY SHEET	TRACED BY LCC DATE 5-82
MAINLINE TRAFFIC CONTROL PLAN	PAID HEREIN - CASH (TOL)
	PROJ. NO F020-1(16)
	SHEET 37 OF 40