Walpar, LLC requires the use of a vibration damper on all monotube structures. Failure to accept or use vibration damper will relieve Walpar from all damage that may result from the vibration of the structure.

SHIPPING LIST		C1181-E1
QTY	MARK	DESCRIPTION
16	1A1	ANCHOR BOLTS
1	4B1	BEAM 1.3' x 1.8' x 31'
1	4B2	BEAM 1.3' x 1.8' x 31'
1	3C1	POST 2' x 2' x 20.3'
1	3C2	POST 2' x 2' x 20.3'
2	8H1	SIGN HANGERS
2	8H2	SIGN HANGERS
1	2M1	V.D. DAMPER #1708-17.1 (ALCOA ALUM)
1	2S1	SAFETY CHAIN /2 REPAIR LINKS
2	2W1	HANDHOLE COVER ASSEMBLY
4	B2	1/4" x 3/4" Hex Hd c/s (STAINLESS STL)
12	B11	3/4" x 3 3/4" HHB w/HN/FW (A325 GALV)
8	B27	5/8" x 1 3/4" HHB w/HN/FW (A325 GALV)
12	B28	7/8" x 2 3/4" HHB w/HN/FW (A325 GALV)
4	1P1	ANCHOR TEMPLATES

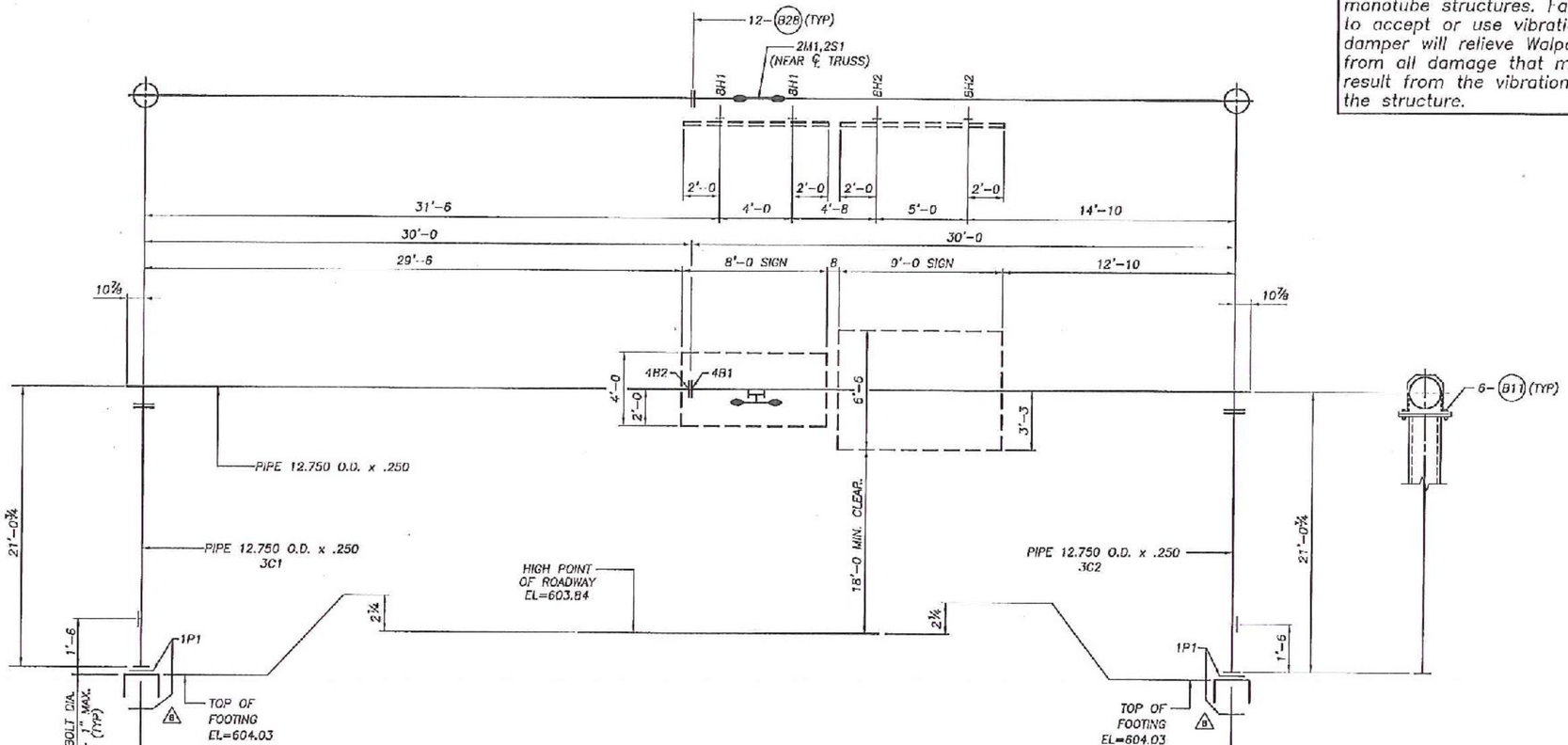

ELEVATION

STR NO: 1

STA NO: 137+71.4

(LOOKING IN DIRECTION OF TRAFFIC)

NOTE: STRUCTURE SHALL NOT BE ERECTED WITHOUT SIGNS OR A SUITABLE VIBRATION DAMPER.

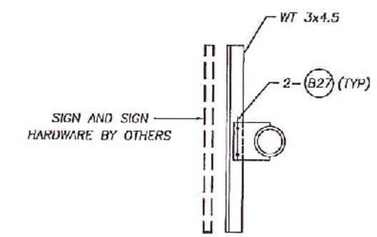

TYP SECTION @ SIGN HANGER

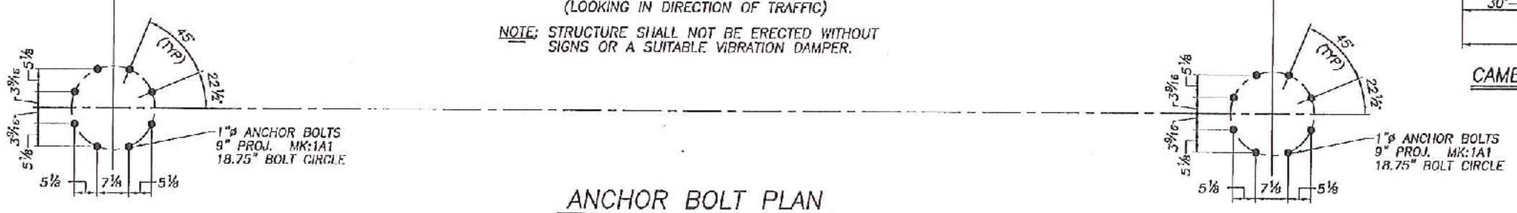

ANCHOR BOLT PLAN

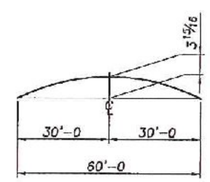

CAMBER DIAGRAM

STATE OF VERMONT
BARBARA B. CLEMENTS
4/12/12
NO. 64492
STRUCTURAL
LICENSED
PROFESSIONAL ENGINEER

AASHTO 5th Edition Spec's

Walpar, LLC

POST OFFICE BOX 28650
BIRMINGHAM ALABAMA 35228
4200 JEFFERSON AVENUE
BIRMINGHAM ALABAMA 35221
PHONE (205)-925-4990
FAX (205) 925-7273

STATE:	Vermont
PROJECT:	Barre City
PROJ No:	FEGC F 026-1(34) C/2
COUNTY:	Washington
ROUTE:	US-302
SUBJECT:	OVERHEAD MONOTUBE STRUCTURE ERECTION DRAWING
FOR:	F.R. Lafayette, Inc.
DRAWN BY:	JLS DATE: 8/19/11
CHECKED BY:	RRW DATE: 8/22/11
RELEASE FOR CONSTRUCTION: ☐	DWG NO: C1181-E1

NO:	REVISIONS	DATE	MADE	CHECKED
8	FOR APPROVAL, INCREASE QTY OF TEMPLATES	4/11/12	RRW	JETT

OHMONO-E