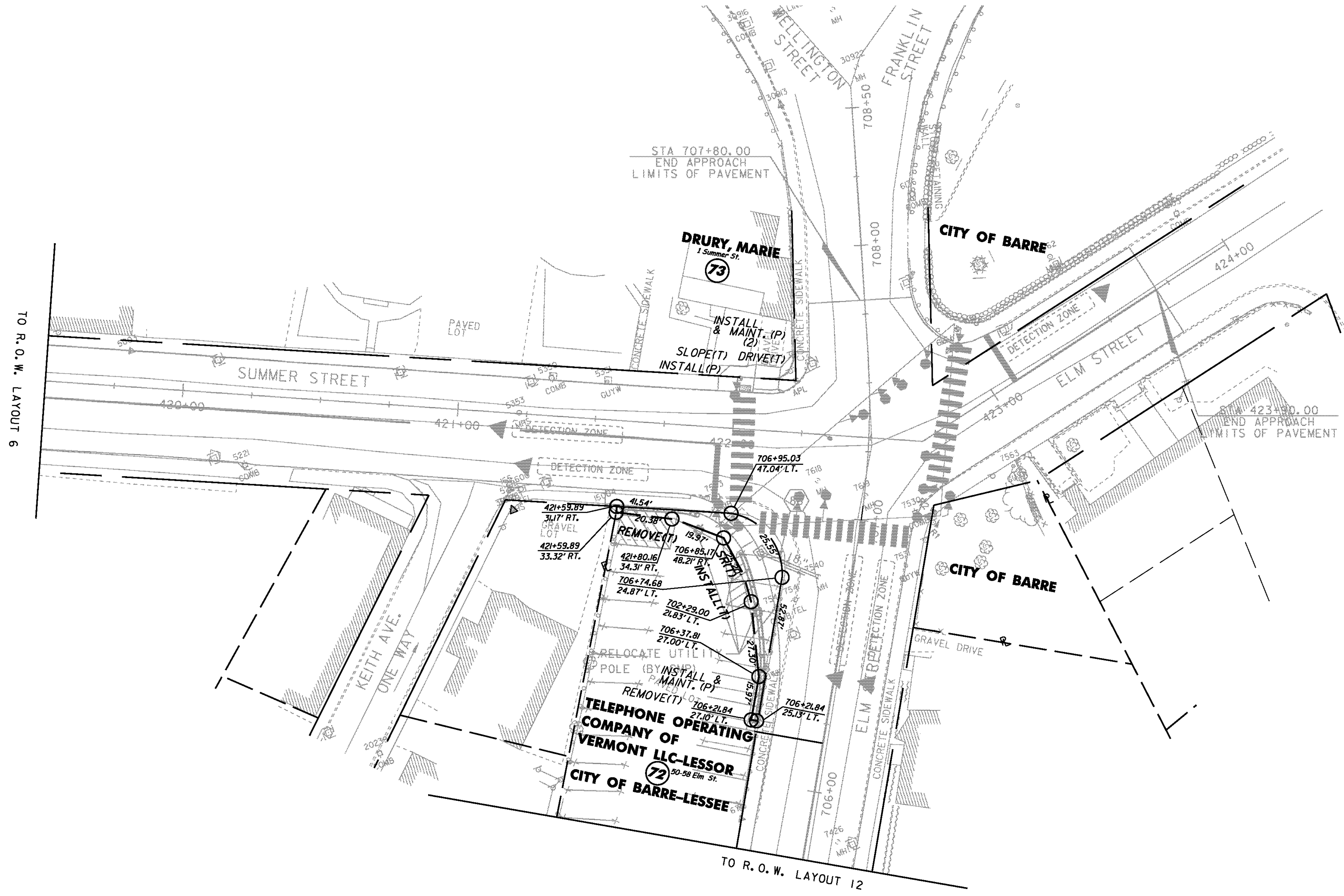
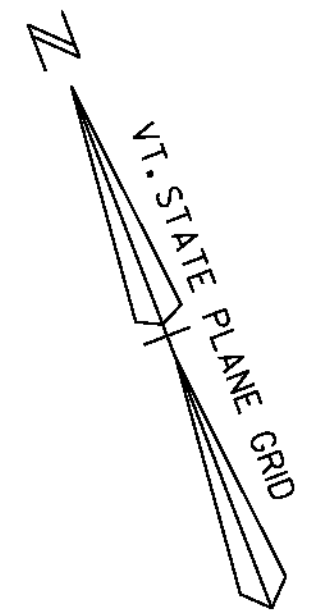


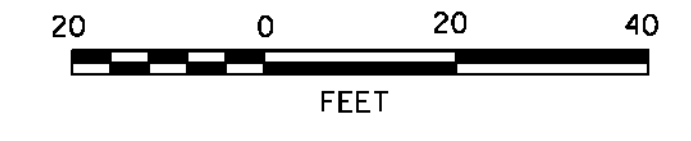
- PROPOSED GRANITE BOLLARD AND CHAIN FENCE
- PROPOSED ORNAMENTAL STREET LIGHT
- PROPOSED STREET LIGHT WITH LUMINAIRE BY GMP
- PROPOSED SIGNAL POLE WITH LUMINAIRE
- PROPOSED TRASH RECEPTACLE
- PROPOSED PARKING METER
- PROPOSED TREE LOCATION
- 4' x 5' PROPOSED TREE PIT
- PROPOSED FIRE HYDRANT



- STEEL BEAM GUARDRAIL, GALVANIZED (DOUBLE-FACED)  
 SL STA 421+62 - 421+75 RT  
 SL STA 421+82 - 421+88 RT  
 SL STA 706+21 - 706+80 LT
- TERMINAL CONNECTOR FOR STEEL BEAM GUARDRAIL  
 SL STA 421+62 RT  
 SL STA 421+75 RT  
 SL STA 421+82 RT  
 SL STA 421+88 RT  
 SL STA 706+80 LT
- REMOVAL AND DISPOSAL OF GUARDRAIL  
 SL STA 706+21 - 706+77 LT
- COLD PLANING, BITUMINOUS PAVEMENT  
 SL STA 419+50 - 423+90  
 SL STA 422+07 - 422+16 LT  
 SL STA 705+75 - 707+80

- NOTES:
1. SAWCUT OF EXISTING SIDEWALK SHALL BE INCIDENTAL TO ITEMS 618.10 & 618.11.
  2. REMOVE ABANDONED GAS LINES TO LIMITS OF FULL-DEPTH CONSTRUCTION. PLUG EXISTING LINES AT LIMITS OF CONSTRUCTION.
  3. THE PROPOSED SEWER AND WATER UTILITIES SHOWN ON THESE GENERAL PLANS ARE FOR INFORMATIONAL PURPOSES REFER TO THE SEWER AND WATER PLANS BY DUFRESNE ASSOCIATES FOR ACTUAL CONSTRUCTION INFORMATION.
  4. SEE THE ITEM DETAIL & DRAINAGE SHEETS AND CROSS SECTIONS FOR PROPOSED DRAINAGE INFORMATION CORRESPONDING TO NOTE NUMBERS SHOWN BY: #

**FOR R.O.W. USE ONLY**



**VHB** Vanasse Hangen Brustlin, Inc.

ROW LAYOUT 13	
PROJECT NAME:	BARRE CITY - NORTH MAIN ST.
PROJECT NUMBER:	F EGC-F 026-I(34) - CONTRACT 2
FILE NAME:	z85b010bdr cp
PROJECT LEADER:	G. BAKOS
DESIGNED BY:	D. PECK
ROW SHEET 99 OF 100	
PLOT DATE:	04-MAR-2011
DRAWN BY:	D. PECK
CHECKED BY:	
SHEET 227 OF 339	