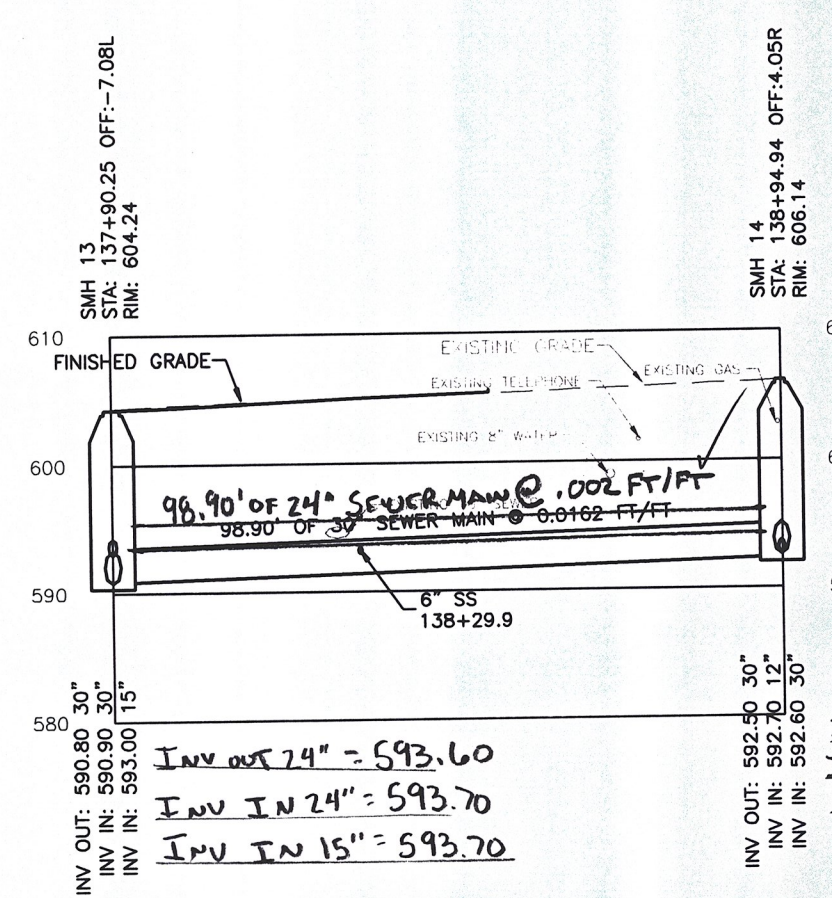


INV. OUT. 24" = 589.12  
 INV. IN 24" = 589.25  
 INV. IN 8" = 589.50

INV. OUT. 24" = 591.40  
 INV. IN 24" = 591.50  
 INV. IN 8" = 592.20  
 (-2A)

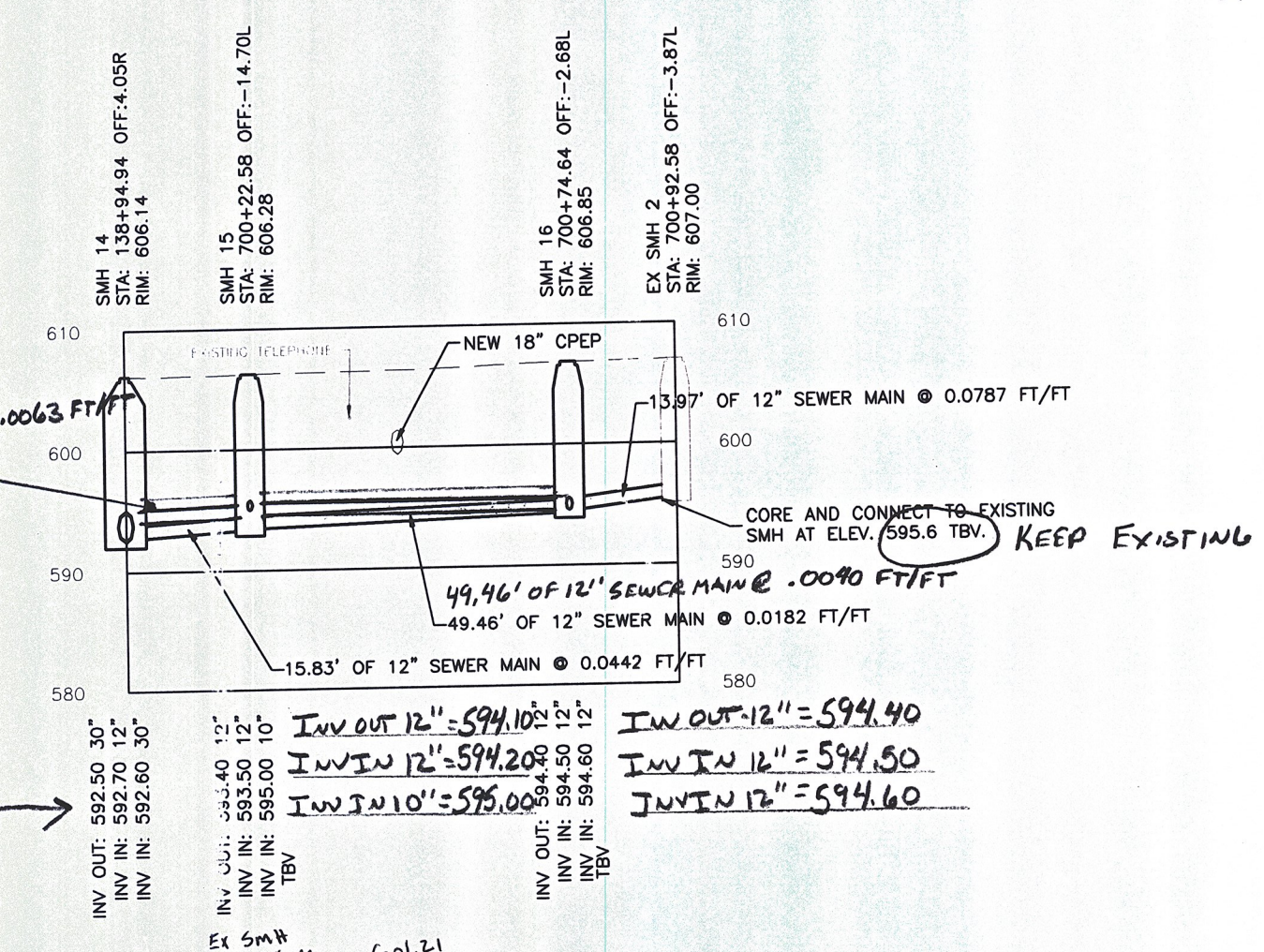
INV. OUT. 24" = 593.60  
 INV. IN 24" = 593.70  
 INV. IN 15" = 593.70

Ex SMH 594.10  
 10" IN 594.06  
 24" IN 594.07  
 24" OUT 594.06  
 (-2.8)




INV. OUT. 24" = 593.60  
 INV. IN 24" = 593.70  
 INV. IN 15" = 593.70

INV. OUT. 24" = 593.90  
 INV. IN 18" = 594.00  
 INV. IN 24" = 594.00 (FUTURE)



INV. OUT. 12" = 594.10  
 INV. IN 12" = 594.20  
 INV. IN 10" = 595.00  
 INV. OUT. 12" = 594.40  
 INV. IN 12" = 594.50  
 INV. IN 12" = 594.60

- NOTES:
- SEE SHEET 133 FOR GENERAL NOTES, LEGEND, AND ABBREVIATIONS.
  - STATISTICS SHOWN HEREON IS BASED ON ROAD CENTERLINE AS PER VTRANS REQUIREMENTS AND MAY NOT REFLECT PROPER PIPE LENGTHS.
  - SEE SHEET 134-138 FOR PLAN INFORMATION.
  - SEE SHEET 144-149 FOR SEWER SERVICE PROFILES.
  - SEE SHEET 150 AND 154 FOR DETAILS.



PROJECT NAME:	BARRE CITY	NOTES / REVISIONS
PROJECT NUMBER:	FECC F 026-134) C/2	ISSUED: 2/7/2012
FILE NAME:	SAN PROFILES	
MANAGER:	J. LUCK	
DRAWN BY:	C. KEMPNEY	
PROPOSED REDESIGN SANITARY SEWER PROFILES		

Sheet #11 revised