

4 INCH WHITE LINE

STA 140+25 - 141+00 LT
 STA 140+25 - 141+00 RT
 STA 140+25 - 141+00 CL
 STA 140+25 - 141+00 RT
 SL STA 603+75 - 604+25 RT
 SL STA 603+75 - 604+00 CL
 SL STA 603+75 - 604+25 LT

4 INCH YELLOW LINE

STA 140+25 - 141+00 RT (DOUBLE)
 SL STA 603+75 - 604+25 RT (DOUBLE)

LETTER OR SYMBOL

STA 140+41 LT ("ONLY")
 STA 140+64 RT ("ONLY")
 STA 140+92 LT (RIGHT ARROW)
 SL STA 603+92 RT ("ONLY")

REMOVING SIGNS (TYPE A)

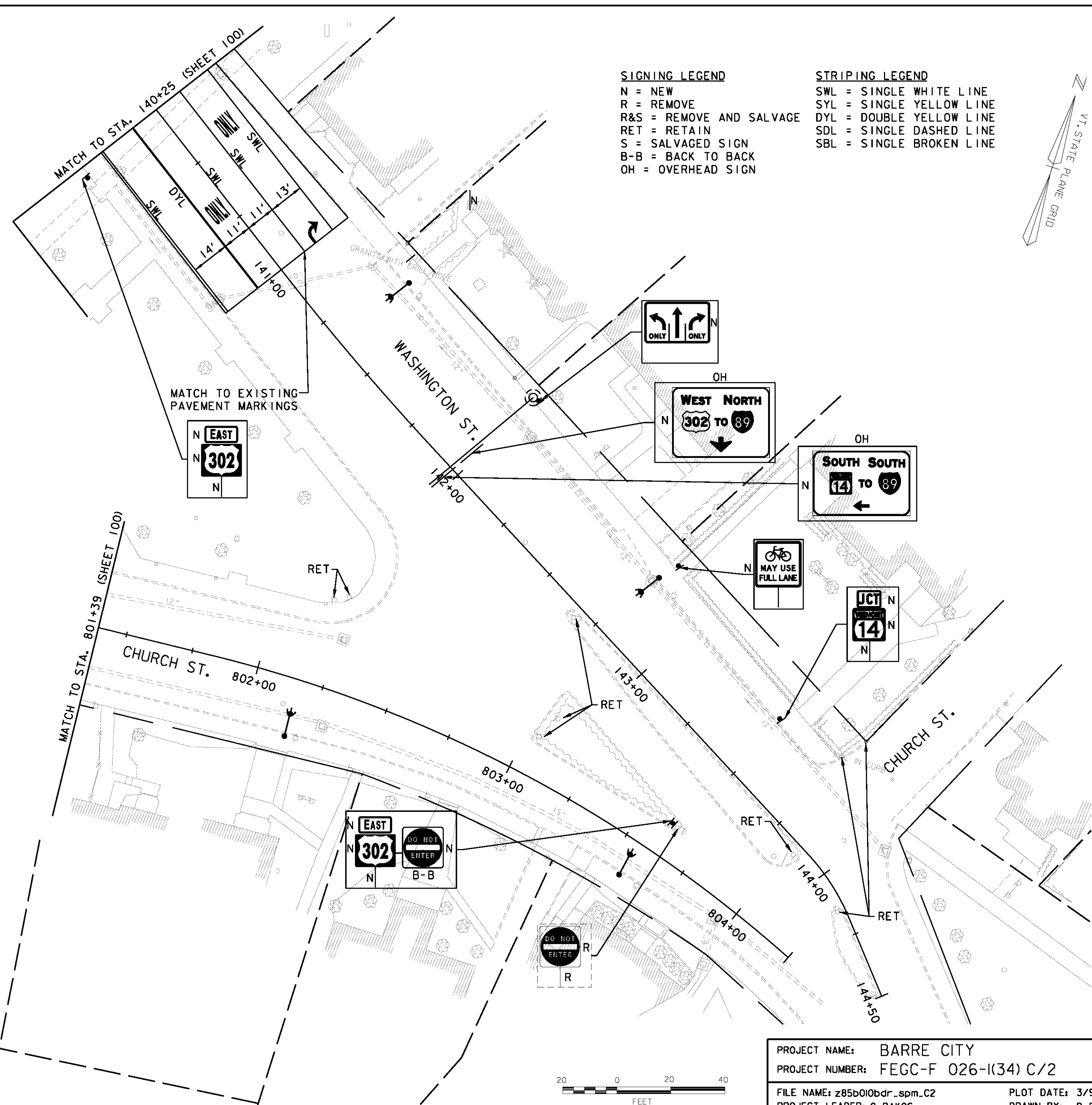
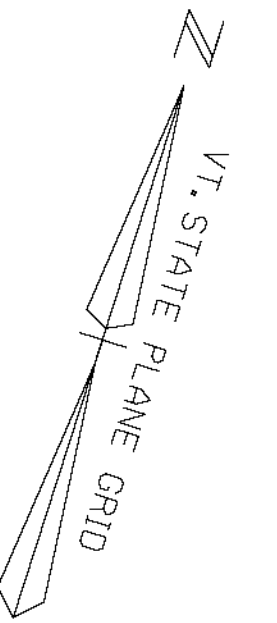
SL STA 803+63 LT

SIGNING LEGEND

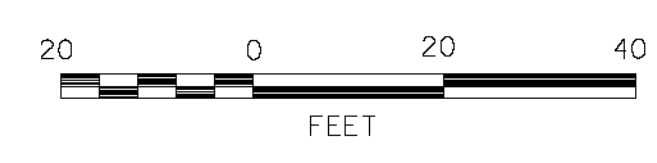
N = NEW
 R = REMOVE
 R&S = REMOVE AND SALVAGE
 RET = RETAIN
 S = SALVAGED SIGN
 B-B = BACK TO BACK
 OH = OVERHEAD SIGN

STRIPING LEGEND

SWL = SINGLE WHITE LINE
 SYL = SINGLE YELLOW LINE
 DYL = DOUBLE YELLOW LINE
 SDL = SINGLE DASHED LINE
 SBL = SINGLE BROKEN LINE



TAPER CENTERLINE AT 15:1 TO MATCH EXIST. PAVEMENT MARKINGS BEYOND LIMIT OF OVERLAY. BLACKOUT EXIST. AS REQ'D.



VHB Vanasse Hangen Brustlin, Inc.

PROJECT NAME:	BARRE CITY	PLOT DATE:	3/9/2011
PROJECT NUMBER:	FEGC-F 026-K(34) C/2	DRAWN BY:	D. PECK
FILE NAME:	z85b010bdr_spm_C2	CHECKED BY:	
PROJECT LEADER:	G. BAKOS	SHEETS:	101 OF 339
DESIGNED BY:	D. PECK		
SIGNS AND PAVEMENT MARKING PLANS #6			