
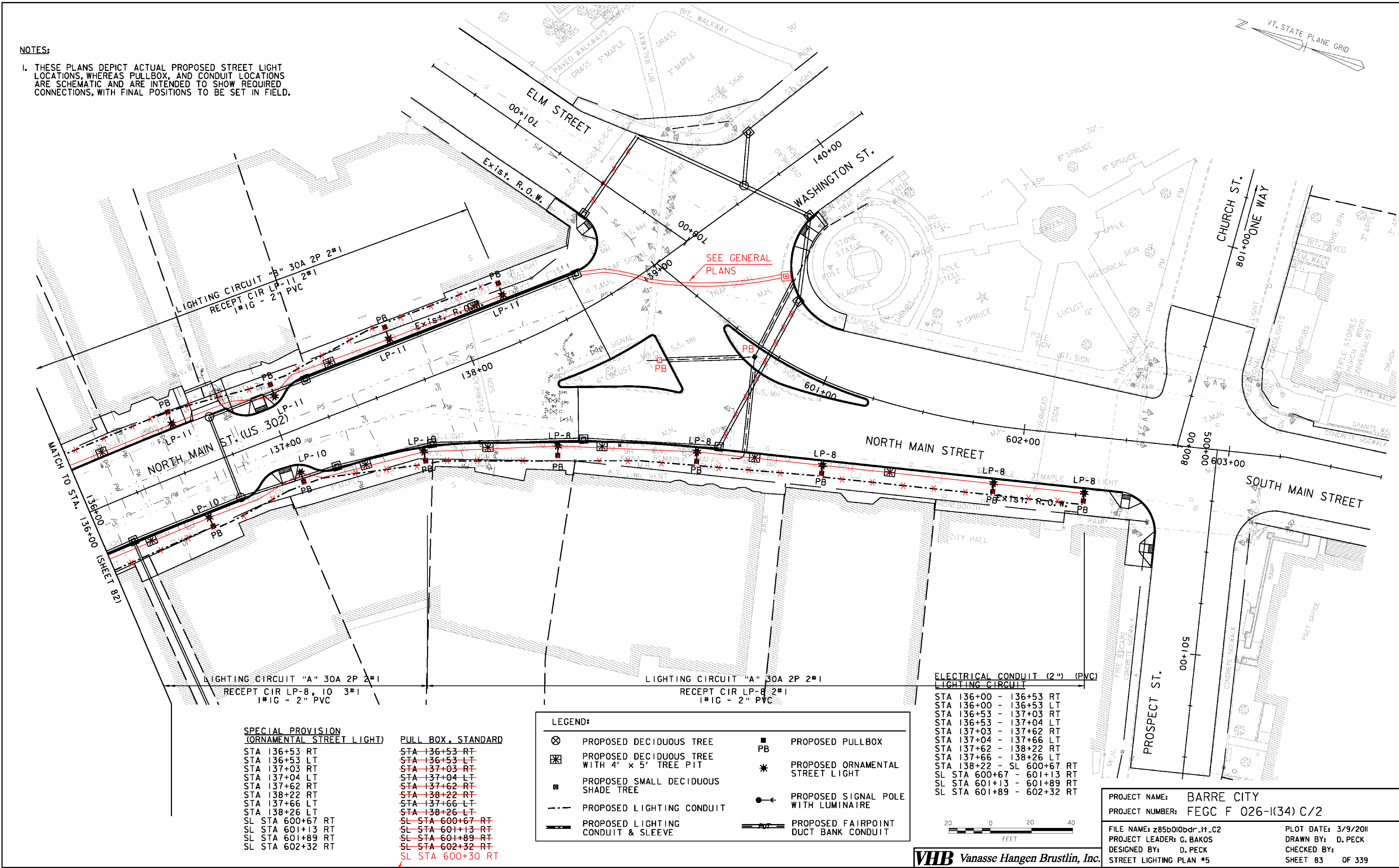


NOTES:

1. THESE PLANS DEPICT ACTUAL PROPOSED STREET LIGHT LOCATIONS, WHEREAS PULLBOX, AND CONDUIT LOCATIONS ARE SCHEMATIC AND ARE INTENDED TO SHOW REQUIRED CONNECTIONS, WITH FINAL POSITIONS TO BE SET IN FIELD.



LIGHTING CIRCUIT "B" 30A 2P 2#1
RECEPT CIR LP-11 2#1
1#1G - 2" PVC

LIGHTING CIRCUIT "A" 30A 2P 2#1
RECEPT CIR LP-8, 10 3#1
1#1G - 2" PVC

LIGHTING CIRCUIT "A" 30A 2P 2#1
RECEPT CIR LP-8 2#1
1#1G - 2" PVC

ELECTRICAL CONDUIT (2") (PVC)
LIGHTING CIRCUIT

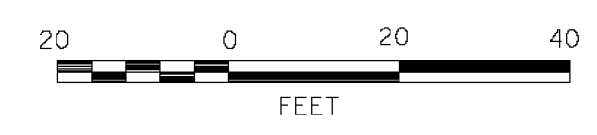
- SPECIAL PROVISION (ORNAMENTAL STREET LIGHT)**
- STA 136+53 RT
 - STA 136+53 LT
 - STA 137+03 RT
 - STA 137+04 LT
 - STA 137+62 RT
 - STA 137+66 LT
 - STA 138+22 RT
 - STA 138+26 LT
 - SL STA 600+67 RT
 - SL STA 601+13 RT
 - SL STA 601+89 RT
 - SL STA 602+32 RT

- PULL BOX, STANDARD**
- STA 136+53 RT
 - STA 136+53 LT
 - STA 137+03 RT
 - STA 137+04 LT
 - STA 137+62 RT
 - STA 138+22 RT
 - STA 137+66 LT
 - STA 138+26 LT
 - SL STA 600+67 RT
 - SL STA 601+13 RT
 - SL STA 601+89 RT
 - SL STA 602+32 RT
 - SL STA 600+30 RT

LEGEND:

- ⊗ PROPOSED DECIDUOUS TREE
- ⊗ PROPOSED DECIDUOUS TREE WITH 4' x 5' TREE PIT
- PROPOSED SMALL DECIDUOUS SHADE TREE
- - - PROPOSED LIGHTING CONDUIT
- PROPOSED LIGHTING CONDUIT & SLEEVE
- PROPOSED PULLBOX
- * PROPOSED ORNAMENTAL STREET LIGHT
- PROPOSED SIGNAL POLE WITH LUMINAIRE
- PROPOSED FAIRPOINT DUCT BANK CONDUIT

- STA 136+00 - 136+53 RT
- STA 136+00 - 136+53 LT
- STA 136+53 - 137+03 RT
- STA 136+53 - 137+04 LT
- STA 137+03 - 137+62 RT
- STA 137+04 - 137+66 LT
- STA 137+62 - 138+22 RT
- STA 137+66 - 138+26 LT
- STA 138+22 - SL 600+67 RT
- SL STA 600+67 - 601+13 RT
- SL STA 601+13 - 601+89 RT
- SL STA 601+89 - 602+32 RT



VHB Vanasse Hangen Brustlin, Inc.

PROJECT NAME: BARRE CITY
 PROJECT NUMBER: FECC F 026-(K34) C/2
 FILE NAME: z85b010bdr_if_c2
 PROJECT LEADER: G. BAKOS
 DESIGNED BY: D. PECK
 STREET LIGHTING PLAN #5

PLOT DATE: 3/9/2011
 DRAWN BY: D. PECK
 CHECKED BY:
 SHEET 83 OF 339

← THIS ONE WAS INSTALLED