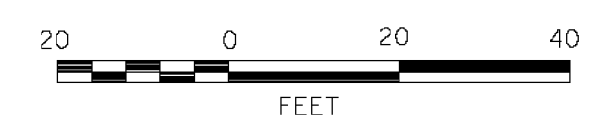
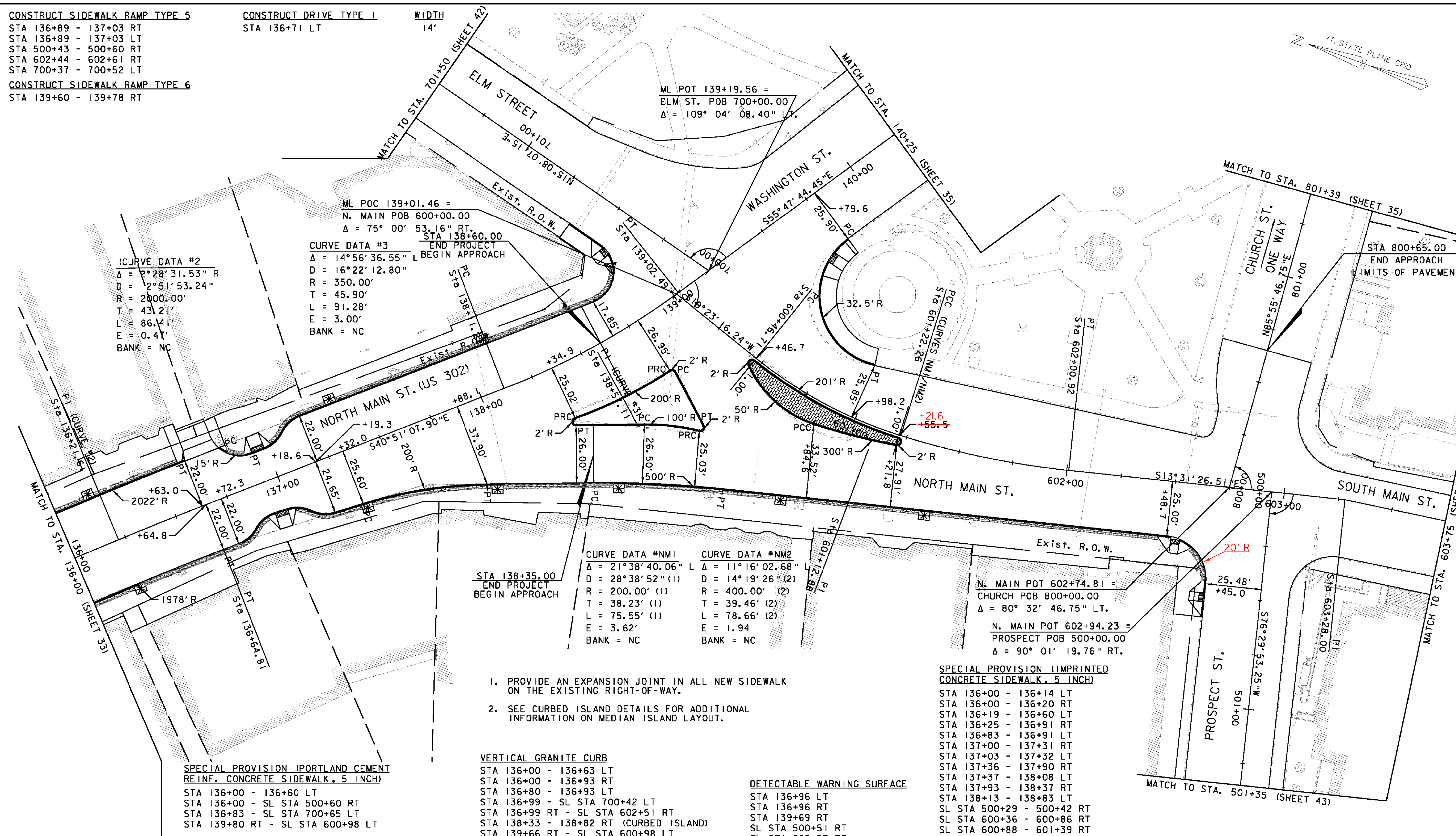
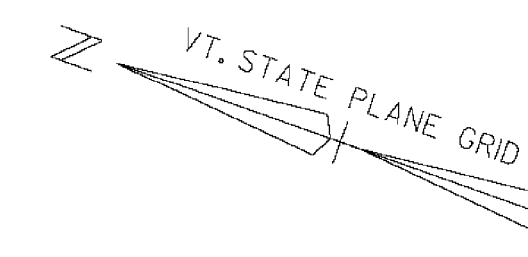


CONSTRUCT SIDEWALK RAMP TYPE 5
 STA 136+89 - 137+03 RT
 STA 136+89 - 137+03 LT
 STA 500+43 - 500+60 RT
 STA 602+44 - 602+61 RT
 STA 700+37 - 700+52 LT

CONSTRUCT SIDEWALK RAMP TYPE 6
 STA 139+60 - 139+78 RT

CONSTRUCT DRIVE TYPE 1
 STA 136+71 LT
 WIDTH 14'



PROJECT NAME: BARRE CITY
 PROJECT NUMBER: FECC F 026-(K34) C/2
 FILE NAME: z85b010bdr_ru_c2
 PROJECT LEADER: G. BAKOS
 DESIGNED BY: D. PECK
 ALIGNMENT AND CURB LAYOUT PLAN #5

PLOT DATE: 3/9/2011
 DRAWN BY: D. PECK
 CHECKED BY:
 SHEET 34 OF 339

VHB Vanasse Hangen Brustlin, Inc.