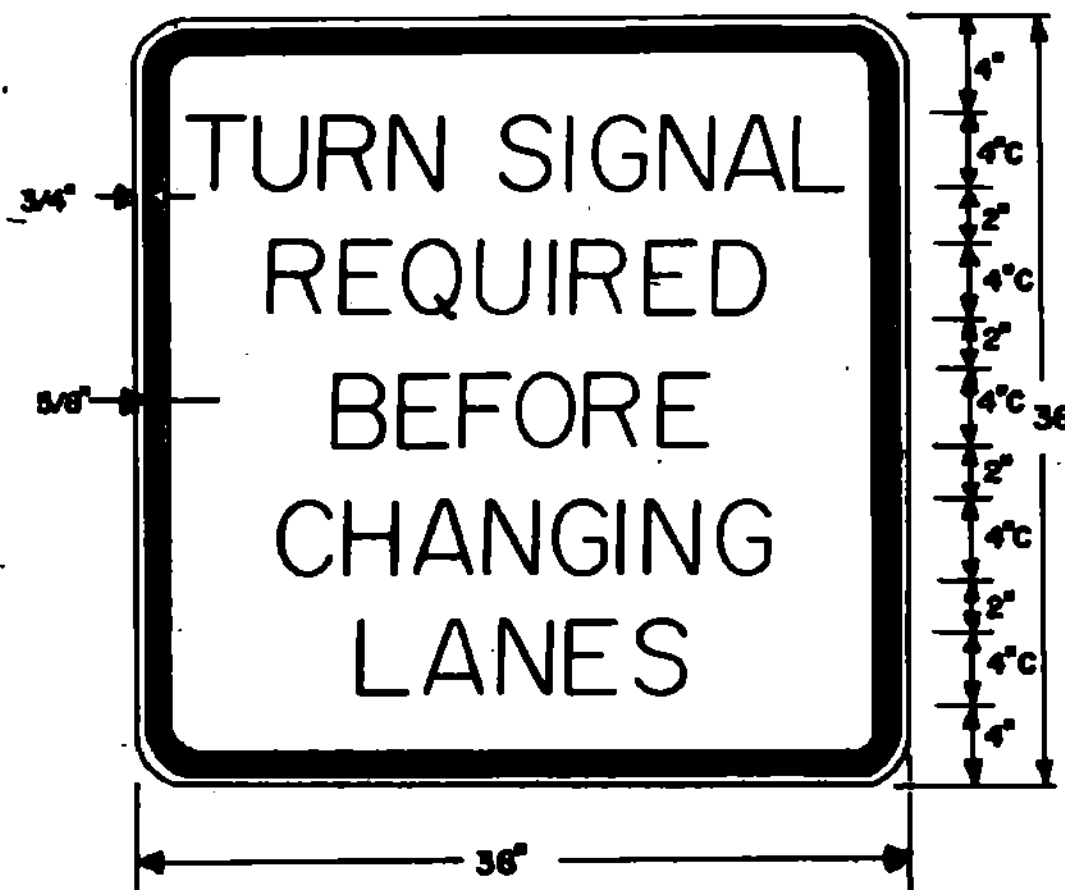


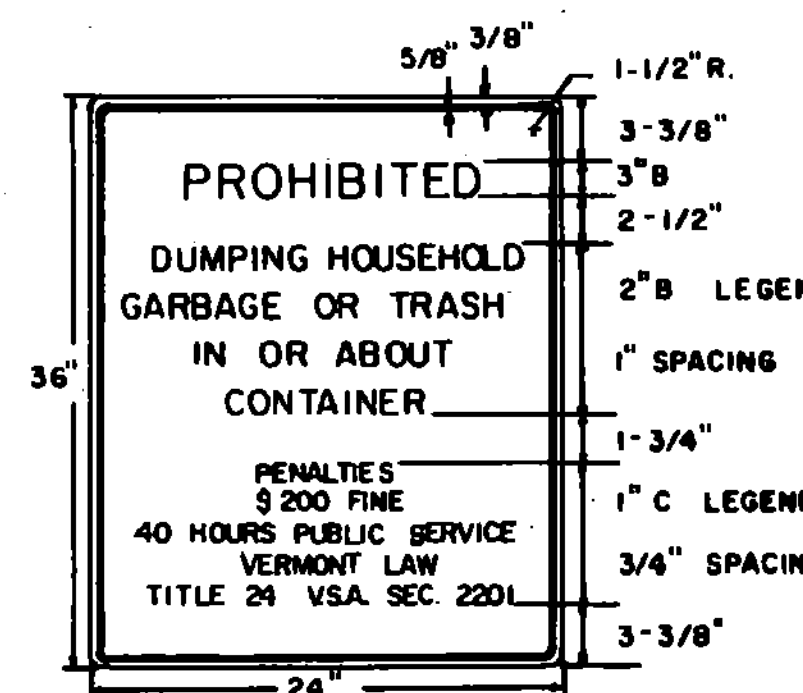

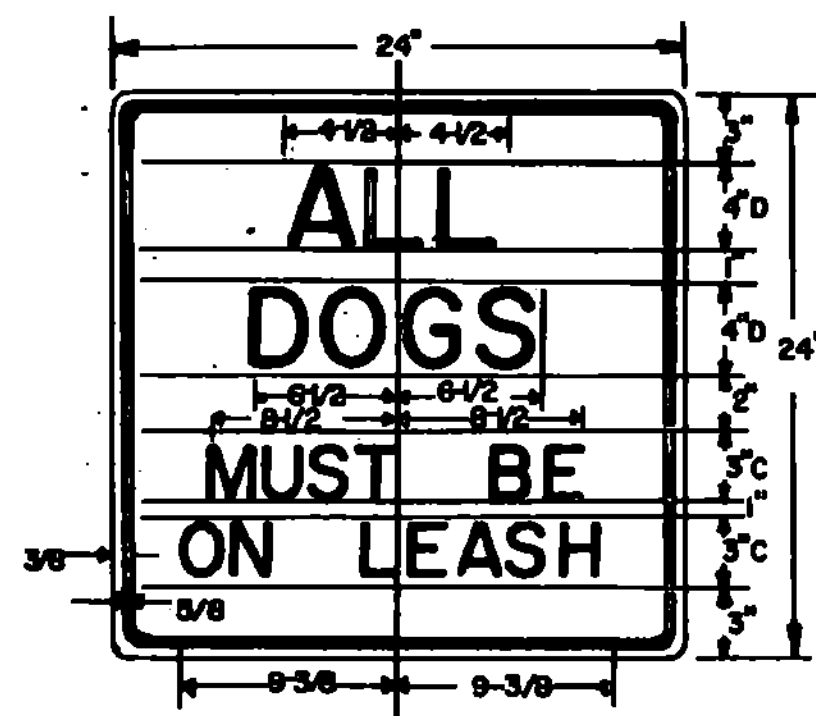
| SIGN | DIMENSIONS (INCHES) | | | | | | | | | | |
|--------|---------------------|----|-----|-------|-------|--------|-------|-------|--------|----------|---|
| | A | B | C | D | E | F | G | H | J | K | L |
| MIN. | 18 | 24 | 3/8 | 5/8 | 3-3/8 | 9-3/8 | 1-7/8 | 2-1/4 | 1-3/8 | 5-1/8 | |
| STD. | 24 | 30 | 3/8 | 5/8 | 4-1/2 | 12-1/2 | 2-1/2 | 3 | 1-7/8 | 7-3/8 | |
| EXPWY. | 36 | 48 | 5/8 | 7/8 | 6-3/4 | 18-3/4 | 3-3/4 | 4-1/2 | 2-3/16 | 11-1/8 | |
| FWY. | 48 | 60 | 3/4 | 1-1/4 | 9 | 25 | 5 | 6 | 3-3/4 | 14-13/16 | |

| SIGN | DIMENSIONS (INCHES) | | | | | | | | | | |
|--------|---------------------|----|--------|-------|---|--------|-------|-------|--------|-------|-------|
| | L | M | N | P | Q | R | S | T | U | V | W |
| MIN. | 4-11/16 | 6 | 22-1/2 | 1-1/2 | 3 | 63/4 | 4-1/8 | 2-1/4 | 1-1/16 | 7/8 | 1-1/8 |
| STD. | 6-1/4 | 8 | 30 | 2 | 4 | 9 | 5-1/2 | 3 | 1-3/8 | 2-1/8 | 1-1/4 |
| EXPWY. | 9-3/8 | 12 | 45 | 3 | 6 | 13-1/2 | 8-1/4 | 4-1/2 | 2 | 3-3/8 | 2-1/4 |
| FWY. | 12-1/2 | 16 | 60 | 4 | 8 | 18 | 11 | 6 | 2-1/8 | 3 | 3 |

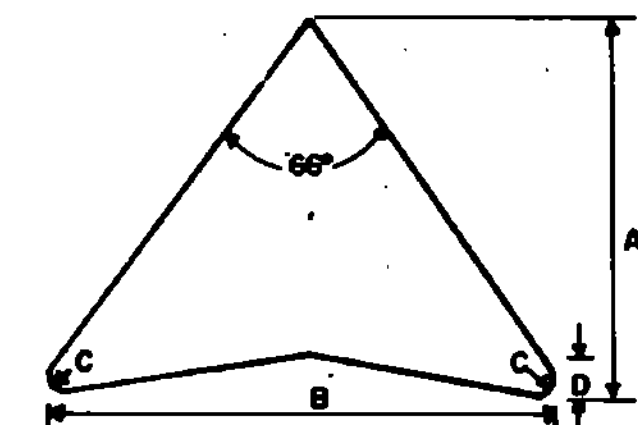
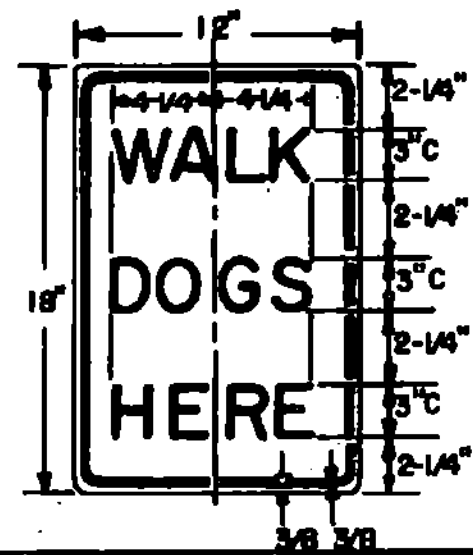


| SIGN | DIMENSIONS (INCHES) | | | | | | | | | | |
|--------|---------------------|----|-----|-------|---|----|---|-----|-------|--------|--------|
| | A | B | C | D | E | F | G | H | J | K | L |
| MIN. | 18 | 24 | 3/8 | 5/8 | 3 | 3E | 2 | 8E | 1-1/2 | 7-3/16 | 5-1/2 |
| STD. | 24 | 30 | 3/8 | 5/8 | 4 | 4E | 2 | 10E | 1-1/2 | 9-9/16 | 7-5/16 |
| EXPWY. | 36 | 48 | 5/8 | 7/8 | 6 | 6E | 3 | 14E | 2-1/4 | 14-3/8 | 11 |
| FWY. | 48 | 60 | 3/4 | 1-1/4 | 8 | 8E | 4 | 20E | 3 | 19-1/8 | 14-3/8 |

| SIGN | DIMENSIONS (INCHES) | | | | | | | | | | |
|-------------|---------------------|----|-----|-------|---|----|---|-----|-------|--------|---------|
| | A | B | C | D | E | F | G | H | J | K | L |
| STD. 8 MIN. | 24 | 30 | 3/8 | 5/8 | 4 | 4C | 2 | 10D | 1-1/2 | 9-5/16 | 6-13/16 |
| EXPWY. | 36 | 48 | 5/8 | 7/8 | 6 | 6C | 3 | 14D | 2-1/4 | 13-3/4 | 10-3/16 |
| FWY. | 48 | 60 | 3/4 | 1-1/4 | 8 | 8C | 4 | 18D | 3 | 16-3/8 | 13-5/8 |

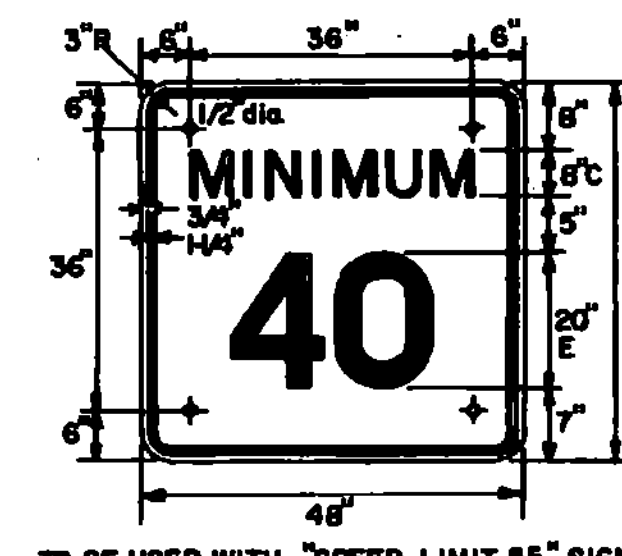


| SIGN | DIMENSIONS (INCHES) | | | | | | | | | | |
|--------|---------------------|----|-----|-------|-------|-----|-------|--------|---------|--------|-------|
| | A | B | C | D | E | F | G | H | J | K | L |
| MIN. | 18 | 24 | 3/8 | 5/8 | 3-1/2 | 4C | 2-1/2 | 9-3/16 | 9-1/2 | 7 | 1-1/2 |
| STD. | 24 | 30 | 3/8 | 5/8 | 3-1/2 | 6C | 2-1/2 | 9-9/16 | 7-9/16 | 9-3/4 | 1-1/2 |
| EXPWY. | 36 | 48 | 5/8 | 7/8 | 7 | 8C | 3 | 13-5/8 | 11-1/16 | 14 | 2-1/4 |
| FWY. | 48 | 60 | 3/4 | 1-1/4 | 9 | 10C | 4 | 17 | 13-1/16 | 17-1/2 | 3 |



| ARROW HEAD | DIMENSIONS (INCHES) | | | |
|------------|---------------------|--------|--------|-------|
| | SIZE | A | B | C |
| MINIMUM | 18x24 | 7-1/8 | 8-1/2 | 5/8 |
| STANDARD | 24x30 | 9-1/2 | 11-5/8 | 1 |
| EXPRESSWAY | 36x48 | 14-1/4 | 17 | 1-3/8 |
| FREWAY | 48x60 | 19 | 22-5/8 | 1-7/8 |

| SIGN | DIMENSIONS (INCHES) | | | | | | | | | | |
|--------|---------------------|----|-----|-----|-------|----|-------|----|---------|--------|--------|
| | A | B | C | D | E | F | G | H | J | K | L |
| EXPWY. | 30 | 24 | 3/8 | 5/8 | 3-1/2 | 4C | 2-1/2 | 4D | 12-1/2 | 13 | 2-3/4 |
| FWY. | 48 | 36 | 5/8 | 7/8 | 5 | 6D | 4 | 20 | 20-7/16 | 21-1/8 | 19-1/8 |



MATERIALS:
THE SIGN BASE MATERIALS USED FOR THE REGULATORY SIGNS SHOWN ON THIS SHEET MAY BE ANY OF THE FOLLOWING OF THE MINIMUM THICKNESS NOTED.

| | 12" X 18" | 18" X 24" | 24" X 24" | 24" X 30" | 30" X 24" | 30" X 30" | 36" X 12" | 36" X 36" | 36" X 48" | 48" X 36" | 48" X 60" |
|------------------------------|-----------|-----------|-----------|-----------|-----------|-----------|-----------|-----------|-----------|-----------|-----------|
| FLAT SHEET ALUMINUM | 0.060 | 0.080 | 0.100 | 0.100 | 0.100 | 0.100 | 0.100 | 0.100 | 0.100 | 0.100 | 0.100 |
| HIGH DENSITY OVERLAD PLYWOOD | 1/2 | 1/2 | 1/2 | 1/2 | 1/2 | 1/2 | 1/2 | 1/2 | 1/2 | 1/2 | 1/2 |
| GALVANIZED FLAT SHEET STEEL | 18 GAGE | 16 GAGE | 14 GAGE | 14 GAGE | 14 GAGE | 14 GAGE | 14 GAGE | 14 GAGE | 14 GAGE | 14 GAGE | 14 GAGE |

THE REFLECTIVE MATERIAL FOR GROUND MOUNTED SIGNS SHALL BE FLAT TOP WHITE REFLECTIVE SHEETING APPLIED TO THE ENTIRE BACKGROUND OF THE SIGN.
THE TEXT OF THE SIGNS MAY BE LETTERING FILM, SILK SCREENED OR HAND PAINTED. WHEN HAND PAINTED, POOR WORKMANSHIP SHALL BE CAUSE FOR REJECTION.


SPECIFICATIONS:
REGULATORY SIGNS SHALL MEET THE STANDARD STATE SPECIFICATIONS FOR TRAFFIC SIGNS.

TEXT DESIGN:
LETTERS, DIGITS, ARROWS, SPACINGS, AND TEXT DIMENSIONS SHALL CONFORM WITH THE STANDARD ALPHABETS AND DESIGNS PRESCRIBED IN THE MANUAL ON UNIFORM TRAFFIC CONTROL DEVICES PREPARED BY THE NATIONAL JOINT COMMITTEE ON UNIFORM TRAFFIC CONTROL DEVICES.

REVISIONS AND CORRECTIONS
SEPT. 26, 1984 - ADDED "MINIMUM 40" SIGN - CHANGED "SPEED LIMIT 50" (FWY. - 6 6H)
- CHANGED "PROHIBITED DUMPING HOUSEHOLD GARBAGE" SIGN
DEC. 27, 1984 - CLARIFIED KEEP RIGHT SYMBOL
FEB. 3, 1986 - UPDATED TO 1986 SPECIFICATIONS

APPROVED
DATE JULY 18, 1984
Arthur J. Goss
DIRECTOR OF ENGINEERING AND CONSTRUCTION
Paul C. Egan
CHIEF OF DESIGN
SURVEY AND PLANS ENGINEER

REGULATORY SIGNS



STANDARD
E-15B