ABM INFO PAGE	ABM INFO LINE	SHIP MARK	QTY	MARK	MATERIAL	LENGTH FT	LENGTH INCHES	REMARKS	WT	PROCUREMENT NOTES
		1G1	1		GIRDER				28322	
2	L		1	wa	PL $\frac{5}{8}$x46	41	$7\frac{1}{8}$	M270-50WT2		
1	U		1	wb	PL $\frac{5}{8}$x46	80	$3\frac{5}{8}$	M270-50WT2		
3	E		1	ta	PL $\frac{7}{8}$x18	43	6			
2	N		1	tb	PL $\frac{7}{8}$x18	78	$4\frac{1}{4}$			
1	S		1	ba	PL $1\frac{1}{4}$x18	43	6	M270-50WT2		
1	J		1	bb	PL $1\frac{1}{4}$x18	78	$3\frac{1}{8}$	M270-50WT2		
4	B		3	x1b	PL $\frac{1}{2}$x$7\frac{1}{2}$	3	10	M270-50WT2		
4	B		2	x1c	PL $\frac{1}{2}$x$7\frac{1}{2}$	3	10	M270-50WT2		
4	B		1	x1d	PL $\frac{1}{2}$x$7\frac{1}{2}$	3	10	M270-50WT2		
4	C		4	x1f	PL $\frac{1}{2}$x$7\frac{1}{2}$	3	10	(MIE) M270-50WT2		
4	D		1	x1h	PL $\frac{1}{4}$x$3\frac{1}{4}$	1	$0\frac{1}{8}$			
4	D		1	x1k	PL $\frac{1}{4}$x$3\frac{1}{4}$	1	$0\frac{1}{8}$			
4	B		1	x1n	PL $\frac{1}{2}$x$7\frac{1}{2}$	3	10	M270-50WT2		

BILL OF MATERIAL — JOB NO. 476 — DRAWING NO. 1 — REV.

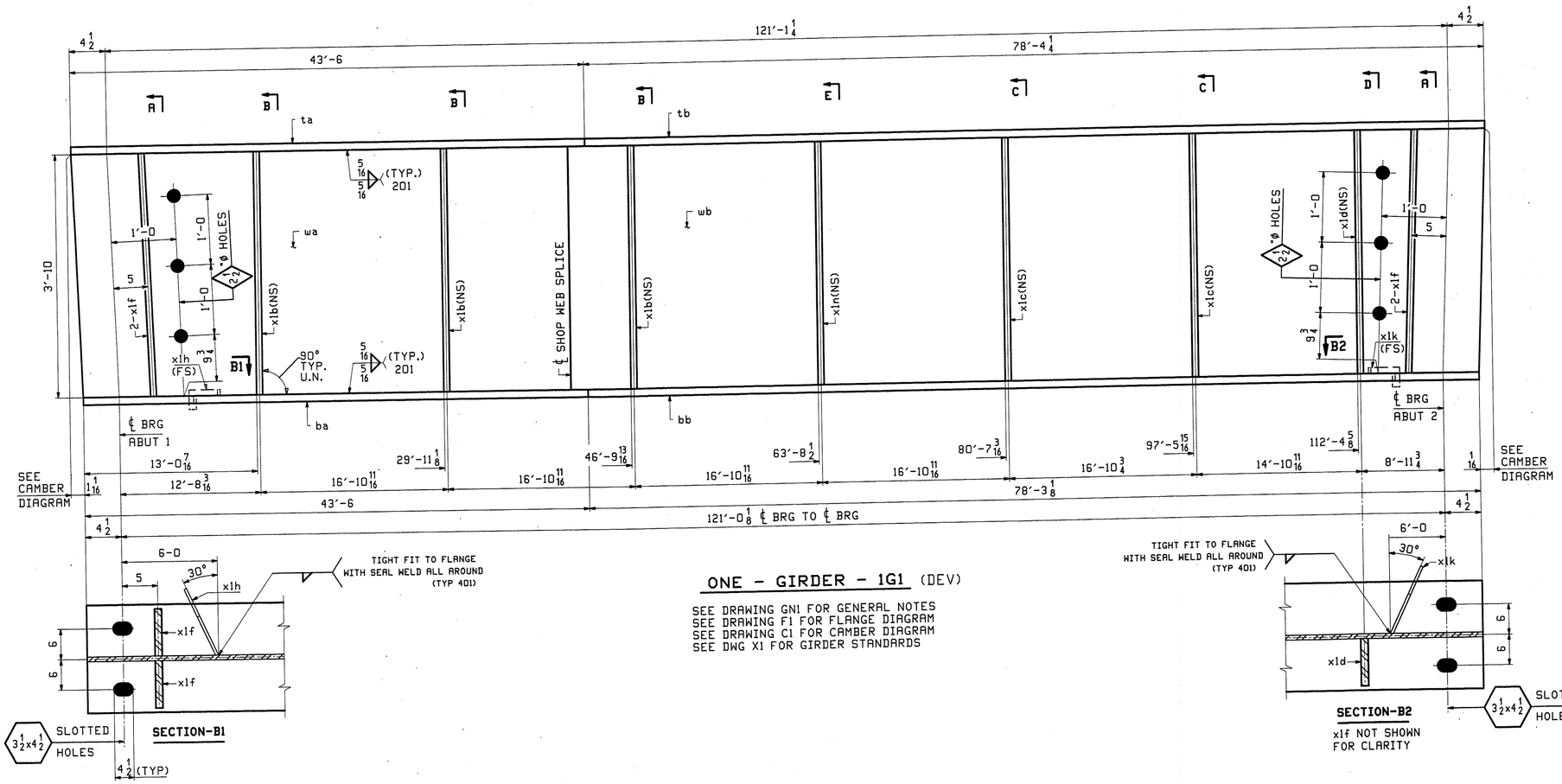

SECTION-B1

SECTION-B2

x1f NOT SHOWN FOR CLARITY

ONE - GIRDER - 1G1 (DEV)

SEE DRAWING GN1 FOR GENERAL NOTES
SEE DRAWING F1 FOR FLANGE DIAGRAM
SEE DRAWING C1 FOR CAMBER DIAGRAM
SEE DWG X1 FOR GIRDER STANDARDS

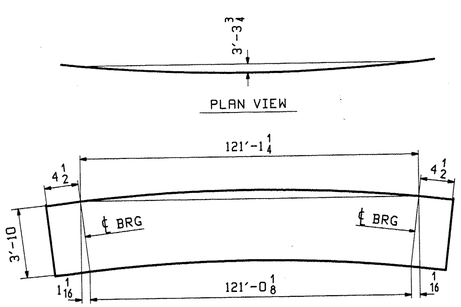

DEV. ORIENTATION DIAGRAM

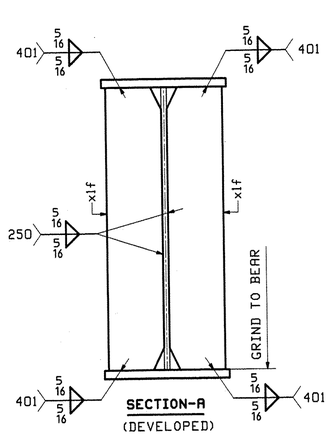

SECTION-A (DEVELOPED)

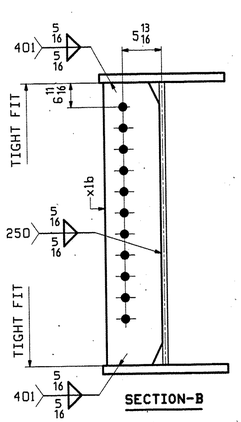

SECTION-B

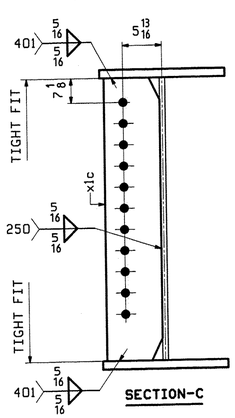

SECTION-C

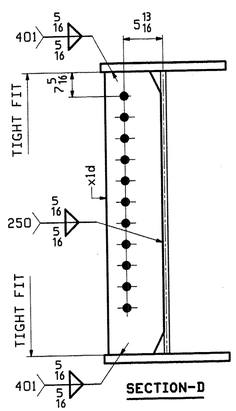

SECTION-D

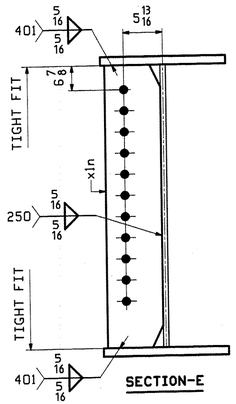

SECTION-E

REV.	DATE	REMARKS	DWN	CHK	APVL	SHOP
0						

MATERIAL: M270-GR50W (U.N) | SURFACE PREP. & PAINT: SSPC-SP6 10 | HOLES: 15/16" ø (U.N) | SHOP BOLTS: N/A

DESCRIPTION: GIRDER 1G1

CASCO BAY STEEL STRUCTURES, INC.
75 SPRING HILL ROAD SACO, MAINE 04072
PHONE (207) 282-7360 FAX. (207) 282-1179
TENSOR 3030

STRUCTURE: VT 103 over Middle Branch Williams Rv. Bridge 9 CHESTER County of Windsor

DRAWN: TG	DATE: 11/19		
CHKD: DO	DATE: 11/30		
LOCATION: Town of Chester	JOB NO. 476	DWG NO. 1	
PROJ NO. BRF 025-1(37)		REV.	
CUSTOMER: Cold River Bridges			

RECEIVED DEC 14 2010
CKD BY ELC ORD BY BSY
RESUBMIT APPROVED As Noted
BY GPW DATE 12/30/10

Fri, Dec 3, 2010 02:32:24 PM /users/jobs/9306/1 | 8x10