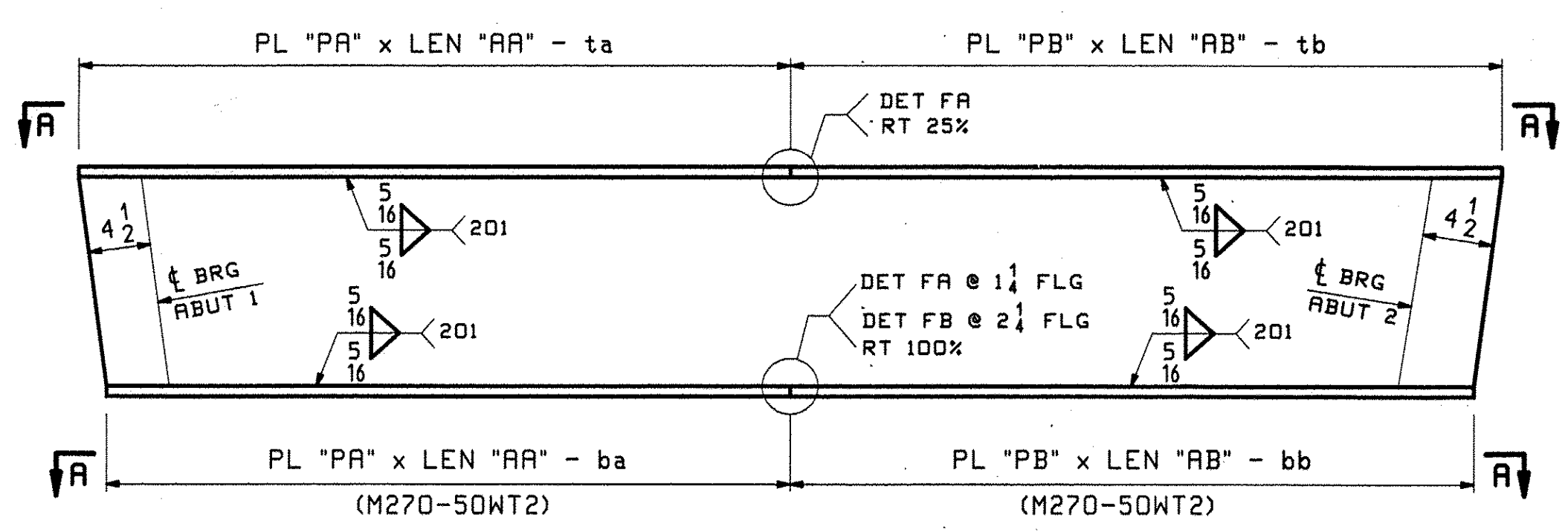


SECTION A-A

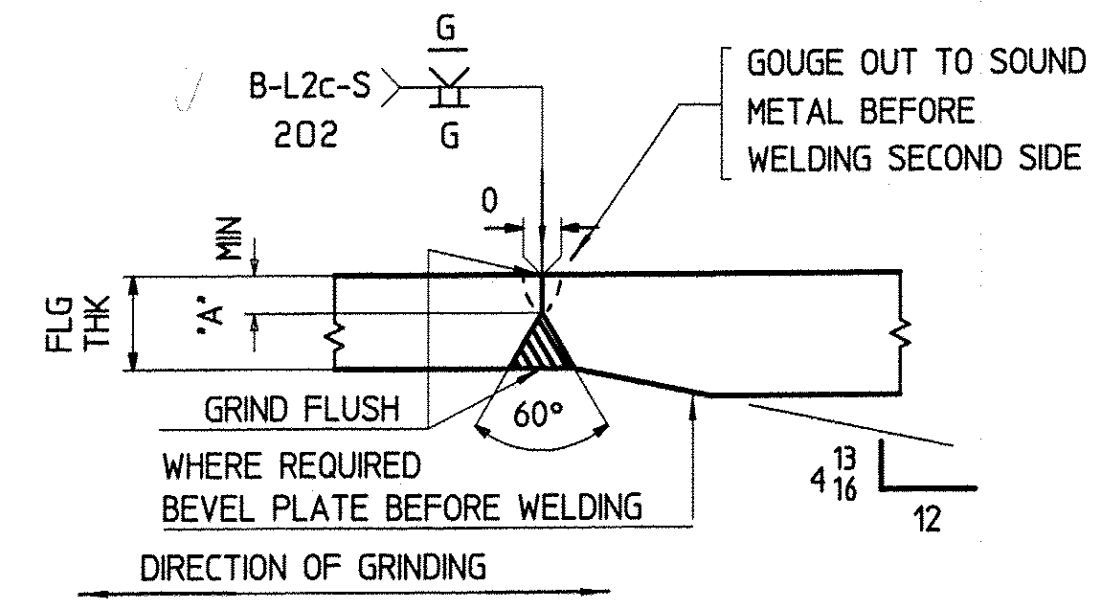
LOCATION	RAD	ARC	CHD	AA	AB	EA	A1	A2	A3	A4	A5	A	CA	EB	B1	B2	B3	B4	B5	B	CB	ECL	ECR	WL1	WL2	HD1
1G1 TOP FLG	552.21	121'-10 1/4	121'-7 5/16	43'-6	78'-4 1/4	3/8	5 1/8	4 15/16	4 5/16	3 5/16	1 7/8	4'-4 3/16	43'-5 7/8	5/8	1'-4 11/16	1'-4	1'-2	10 11/16	6	7'-9 15/16	78'-3 7/16	1	1	43'-4 9/16	78'-2 3/4	3'-1
1G1 BTM FLG	552.21	121'-9 1/8	121'-6 3/16	43'-6	78'-3 3/8	3/8	5 1/8	4 15/16	4 5/16	3 5/16	1 7/8	4'-4 3/16	43'-5 7/8	5/8	1'-4 5/8	1'-3 15/16	1'-2	10 5/8	6	7'-9 13/16	78'-2 5/16	1	1	43'-4 1/16	78'-1 5/8	3'-0 15/16
2G2 TOP FLG	558.21	121'-6 7/16	121'-3 9/16	43'-6	78'-0 7/16	3/8	5 1/16	4 7/8	4 1/4	3 1/4	1 13/16	4'-4 3/16	43'-5 7/8	5/8	1'-4 3/8	1'-3 11/16	1'-1 3/4	10 1/2	5 7/8	7'-9 9/16	77'-11 11/16	1	1	43'-4 5/8	77'-10 15/16	3'-0 7/16
2G2 BTM FLG	558.21	121'-5 1/4	121'-2 3/8	43'-6	77'-11 1/4	3/8	5 1/16	4 7/8	4 1/4	3 1/4	1 13/16	4'-4 3/16	43'-5 7/8	5/8	1'-4 5/16	1'-3 11/16	1'-1 1/16	10 7/16	5 7/8	7'-9 7/16	77'-10 1/2	1	1	43'-4 5/8	77'-9 3/4	3'-0 3/8
3G3 TOP FLG	564.21	121'-2 3/4	120'-11 15/16	43'-6	77'-8 3/4	3/8	5	4 13/16	4 1/4	3 3/16	1 13/16	4'-4 3/16	43'-5 7/8	5/8	1'-4 1/16	1'-3 7/16	1'-1 1/2	10 1/4	5 13/16	7'-9 3/16	77'-8	15/16	15/16	43'-4 5/8	77'-7 1/16	2'-11 15/16
3G3 BTM FLG	564.21	121'-1 9/16	120'-10 3/4	43'-6	77'-7 9/16	3/8	5	4 13/16	4 1/4	3 3/16	1 13/16	4'-4 3/16	43'-5 7/8	5/8	1'-4	1'-3 3/8	1'-1 7/16	10 1/4	5 3/4	7'-9 1/16	77'-6 13/16	15/16	15/16	43'-4 5/8	77'-6 1/8	2'-11 7/8
4G4 TOP FLG	570.21	120'-11 1/4	120'-8 1/2	43'-6	77'-5 1/4	5/16	5	4 3/4	4 3/16	3 3/16	1 13/16	4'-4 3/16	43'-5 7/8	5/8	1'-3 3/4	1'-3 1/8	1'-1 1/4	10 1/8	5 11/16	7'-8 7/8	77'-4 9/16	15/16	15/16	43'-4 5/8	77'-3 7/8	2'-11 7/16
4G4 BTM FLG	570.21	120'-10	120'-7 5/16	43'-6	77'-4	5/16	5	4 3/4	4 3/16	3 3/16	1 13/16	4'-4 3/16	43'-5 7/8	5/8	1'-3 3/4	1'-3 1/8	1'-1 1/16	10 1/16	5 11/16	7'-8 3/4	77'-3 5/16	15/16	15/16	43'-4 11/16	77'-2 5/8	2'-11 3/8
5G5 TOP FLG	576.21	120'-7 7/8	120'-5 1/4	53'-0	67'-7 7/8	7/16	7 5/16	7	6 1/8	4 11/16	2 5/8	5'-3 9/16	52'-11 3/4	1/2	11 15/16	11 7/16	10	7 5/8	4 5/16	6'-9 1/8	67'-7 7/16	15/16	15/16	52'-10 11/16	67'-6 9/16	3'-1 5/16
5G5 BTM FLG	576.21	120'-6 9/16	120'-3 15/16	53'-0	67'-6 9/16	7/16	7 5/16	7	6 1/8	4 11/16	2 5/8	5'-3 9/16	52'-11 3/4	1/2	11 7/8	11 3/8	10	7 5/8	4 1/4	6'-9	67'-6 1/8	15/16	15/16	52'-10 11/16	67'-5 1/4	3'-1 1/4
6G6 TOP FLG	582.21	120'-4 11/16	120'-2 1/8	53'-0	67'-4 11/16	7/16	7 1/4	6 15/16	6 1/16	4 5/8	2 5/8	5'-3 9/16	52'-11 3/4	1/2	11 11/16	11 1/4	9 13/16	7 1/2	4 3/16	6'-8 13/16	67'-4 1/4	15/16	15/16	52'-10 3/4	67'-3 3/8	3'-0 3/4
6G6 BTM FLG	582.21	120'-3 5/16	120'-0 3/4	53'-0	67'-3 5/16	7/16	7 1/4	6 15/16	6 1/16	4 5/8	2 5/8	5'-3 9/16	52'-11 3/4	1/2	11 11/16	11 3/8	9 13/16	7 7/16	4 3/16	6'-8 11/16	67'-2 7/8	15/16	15/16	52'-10 3/4	67'-2	3'-0 11/16
7G7 TOP FLG	588.21	120'-1 9/16	119'-11 1/16	53'-0	67'-9 1/16	3/8	7 3/16	6 7/8	6	4 9/16	2 9/16	5'-3 9/16	52'-11 13/16	1/2	11 1/2	11	9 5/8	7 3/8	4 1/8	6'-8 1/2	67'-1 1/8	15/16	15/16	52'-10 3/4	67'-0 5/16	3'-0 1/4
7G7 BTM FLG	588.21	120'-0	119'-9 1/2	53'-0	67'-0	3/8	7 3/16	6 7/8	6	4 9/16	2 9/16	5'-3 9/16	52'-11 13/16	1/2	11 7/16	11	9 5/8	7 5/16	4 1/8	6'-8 3/8	66'-11 9/16	15/16	15/16	52'-10 3/4	66'-10 3/4	3'-0 3/8

LOCATION	PL PA	PL PB
1G1 TOP FLG	PL 7/8 x 18-ta (3/E)	PL 7/8 x 18-tb (2/N)
1G1 BTM FLG	PL 1 1/4 x 18-ba (1/S)	PL 1 1/4 x 18-bb (1/J)
2G2 TOP FLG	PL 7/8 x 18-ta (3/E)	PL 7/8 x 18-tb (2/Q)
2G2 BTM FLG	PL 1 1/4 x 18-ba (1/S)	PL 1 1/4 x 18-bb (1/L)
3G3 TOP FLG	PL 7/8 x 18-ta (3/E)	PL 7/8 x 18-tb (2/S)
3G3 BTM FLG	PL 1 1/4 x 18-ba (1/S)	PL 1 1/4 x 18-bb (1/N)
4G4 TOP FLG	PL 7/8 x 18-ta (3/E)	PL 7/8 x 18-tb (2/U)
4G4 BTM FLG	PL 1 1/4 x 18-ba (1/S)	PL 1 1/4 x 18-bb (1/Q)
5G5 TOP FLG	PL 7/8 x 18-ta (3/C)	PL 7/8 x 18-tb (2/W)
5G5 BTM FLG	PL 2 1/4 x 18-ba (1/G)	PL 2 1/4 x 18-bb (1/A)
6G6 TOP FLG	PL 7/8 x 18-ta (3/C)	PL 7/8 x 18-tb (2/Y)
6G6 BTM FLG	PL 2 1/4 x 18-ba (1/G)	PL 2 1/4 x 18-bb (1/C)
7G7 TOP FLG	PL 7/8 x 18-ta (3/C)	PL 7/8 x 18-tb (3/A)
7G7 BTM FLG	PL 2 1/4 x 18-ba (1/G)	PL 2 1/4 x 18-bb (1/E)

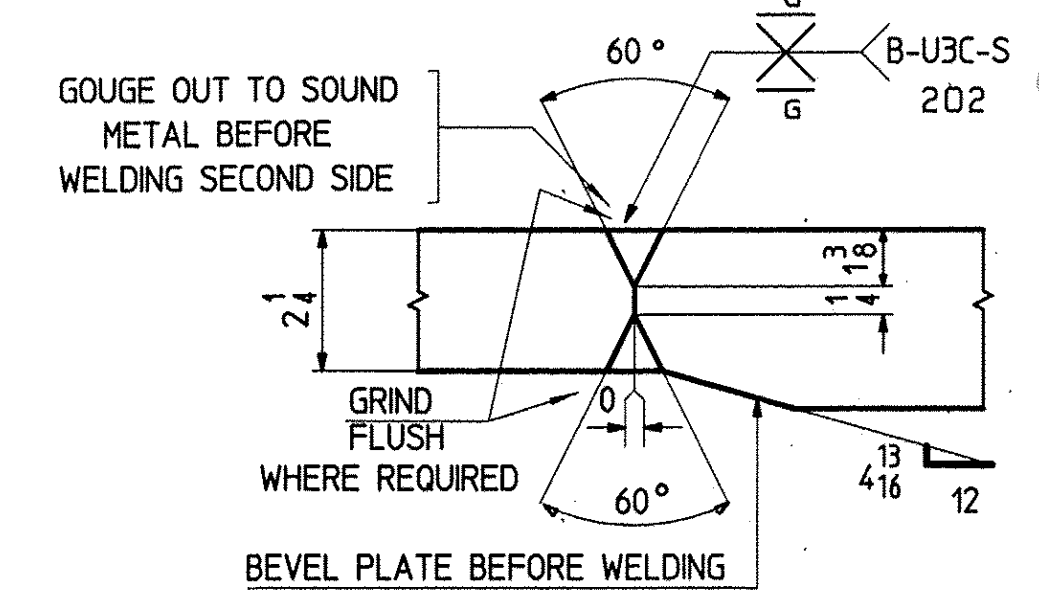


FLANGE DIAGRAM FOR 1G1 - 7G7

FLG THK	'A'
7/8	1/4
1 1/4	3/8



FLANGE PLATE SPICE DETAIL 'FA'



FLANGE PLATE SPICE DETAIL 'FB'

RECEIVED
 CHKD BY: ELC DTD BY: RSY
 DEC 14 2010
 RESUBMIT APPROVED: As/MS/EO
 BY: Cpw DATE: 12/30/10

FOR GENERAL NOTES SEE SHEET GN1

REV.	DATE	REMARKS	DWN	CHK	APVL	SHOP
0						
MATERIAL: M270-GR50W (U.N)		SURFACE PREP. & PAINT: SSPC-SP8 10		HOLES: N/A		SHOP BOLTS: N/A
DESCRIPTION: FLANGE DIAGRAM						
CASCO BAY STEEL STRUCTURES, INC. 75 SPRING HILL ROAD SACO, MAINE 04072 PHONE (207) 282-7360 FAX. (207) 282-1179						
STRUCTURE: VT 103 over Middle Branch Williams Rv. Bridge 9 CHESTER County of Windsor			DRAWN: TG	DATE: 11/18		
LOCATION: Town of Chester			CHKD: DO	DATE: 11/30		
PROJ NO. BRF 025-1(37)			JOB NO. 476		DWG NO. F1	
CUSTOMER: Cold River Bridges					REV. Δ	