ABM INFO		SHIP	BILL OF MATERIAL					JOB NO.	DRAWING NO.	REV.
								476	6	
PAGE	LINE	MARK	QTY	MARK	MATERIAL	LENGTH FT	LENGTH INCHES	REMARKS	WT	PROCUREMENT NOTES
		SG6	1		GIRDER				35690	
2	J		1	wa	PL $\frac{5}{8}$x46	51	$1\frac{3}{16}$	M270-50WT2		
2	E		1	wb	PL $\frac{5}{8}$x46	69	4	M270-50WT2		
3	C		1	ta	PL $\frac{7}{8}$x18	53	0			
2	Y		1	tb	PL $\frac{7}{8}$x18	67	$4\frac{11}{16}$			
1	G		1	ba	PL $2\frac{1}{4}$x18	53	0	M270-50WT2		
1	C		1	bb	PL $2\frac{1}{4}$x18	67	$3\frac{5}{16}$	M270-50WT2		
4	B		7	x1a	PL $\frac{1}{2}$x$7\frac{1}{2}$	3	10	M270-50WT2		
4	B		4	x1b	PL $\frac{1}{2}$x$7\frac{1}{2}$	3	10	M270-50WT2		
4	B		1	x1c	PL $\frac{1}{2}$x$7\frac{1}{2}$	3	10	M270-50WT2		
4	B		1	x1d	PL $\frac{1}{2}$x$7\frac{1}{2}$	3	10	M270-50WT2		
4	C		4	x1f	PL $\frac{1}{2}$x$7\frac{1}{2}$	3	10	(MIE) M270-50WT2		
4	B		1	x1n	PL $\frac{1}{2}$x$7\frac{1}{2}$	3	10	M270-50WT2		

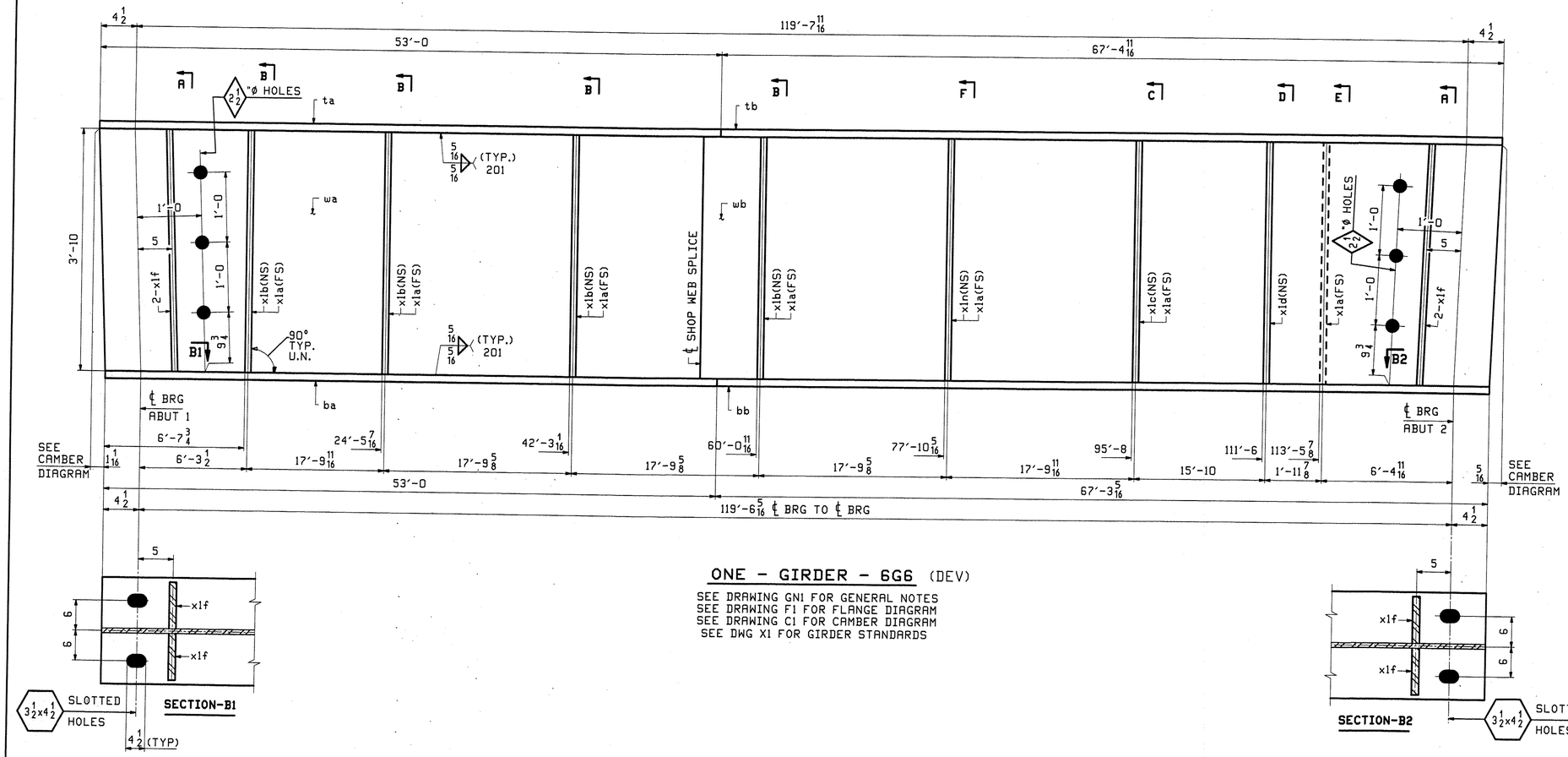

ONE - GIRDER - 6G6 (DEV)

SEE DRAWING GN1 FOR GENERAL NOTES
SEE DRAWING F1 FOR FLANGE DIAGRAM
SEE DRAWING C1 FOR CAMBER DIAGRAM
SEE DWG X1 FOR GIRDER STANDARDS

SECTION-B1

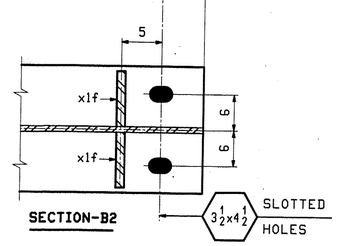

SECTION-B2

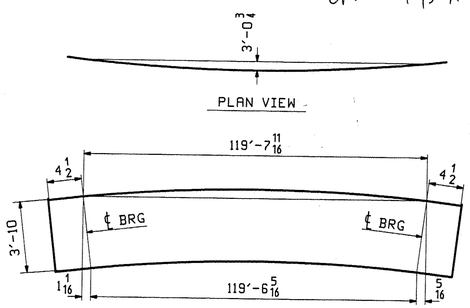

DEV. ORIENTATION DIAGRAM

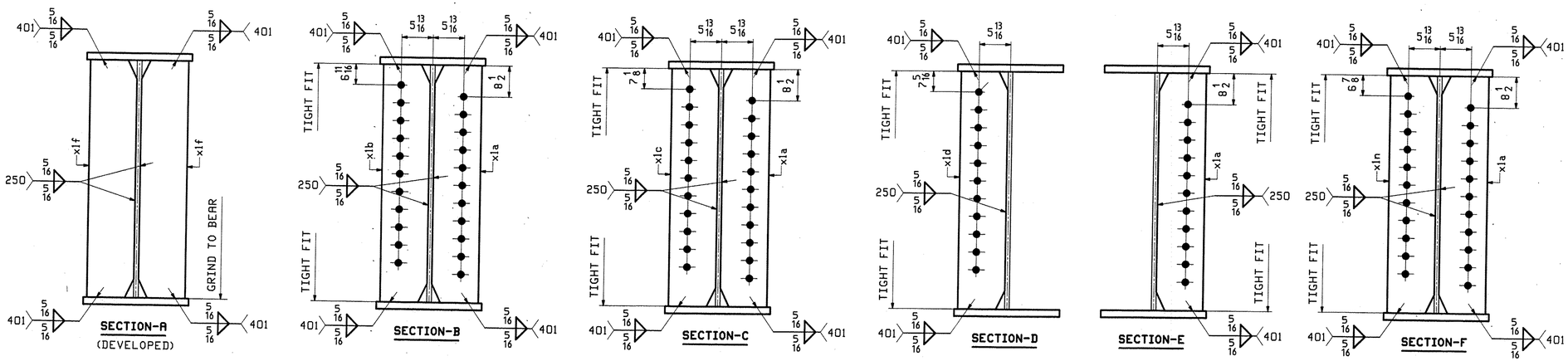

SECTION-A (DEVELOPED)
SECTION-B
SECTION-C
SECTION-D
SECTION-E
SECTION-F

ELC RSY
AS NOTED
OPW 12/30/10

REV.	DATE	REMARKS	DWN	CHK	APVL	SHOP
0						

MATERIAL: M270-GR50W (U.N)
SURFACE PREP. & PAINT: SSPC-SP6/10
HOLES: $\frac{15}{16}$" Ø (U.N)
SHOP BOLTS: N/A
DESCRIPTION: GIRDER 6G6

CASCO BAY STEEL STRUCTURES, INC.
75 SPRING HILL ROAD SACO, MAINE 04072
PHONE (207) 282-7360 FAX. (207) 282-1179

TENSOR 3030

STRUCTURE: VT 103 over Middle Branch Williams Rv.
Bridge 9
CHESTER
County of Windsor

		DRAWN: TG	DATE: 11/19
		CHKD: DO	DATE: 12/01
LOCATION:	Town of Chester	JOB NO. 476	DWG NO. 6
PROJ NO.	BRF 025-1(37)		
CUSTOMER:	Cold River Bridges		REV.