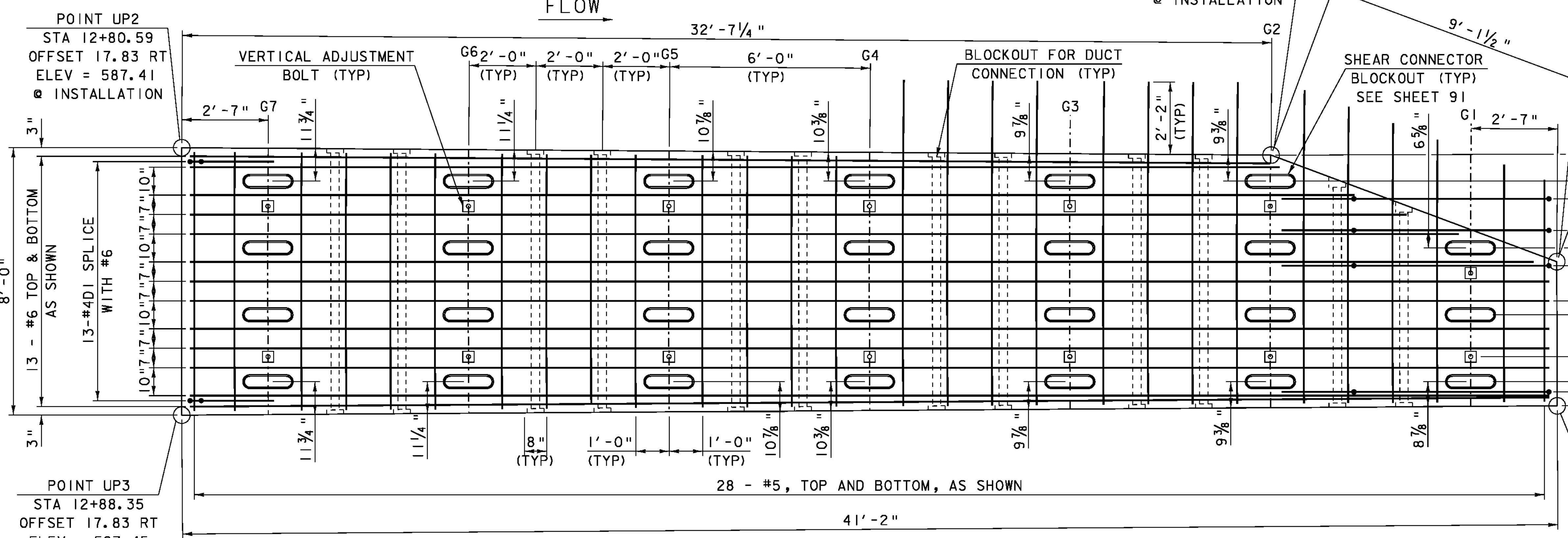
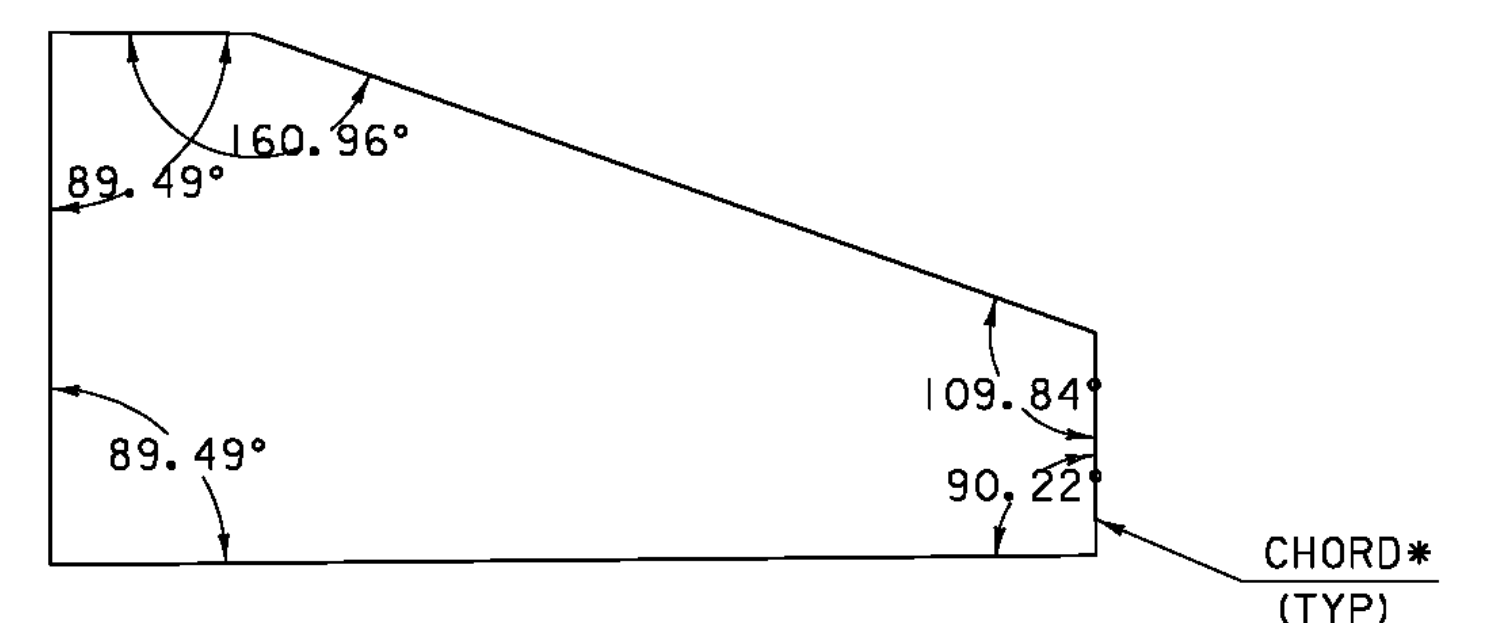



PRECAST SLAB U1 PLAN
SCALE 1/2" = 1'-0"



PRECAST SLAB U2 PLAN
SCALE 1/2" = 1'-0"



UI ANGLES



U2 ANGLES

* ANGLES ARE IN REFERENCE TO THE CHORD BETWEEN POINTS OF CURVATURE AT THE CORNERS. THE SLAB FASCIAS SHALL BE FORMED RADIAL.

NOTE:
NF = NEAR FACE
FF = FAR FACE
EF = EACH FACE
▲ = CUT TO FIT IN FIELD
3" CLEAR, UNLESS OTHERWISE SPECIFIED ON THE PLANS.
2'-2" BAR LAP UNLESS OTHERWISE SPECIFIED ON THE PLANS.

PROJECT NAME:	CHESTER
PROJECT NUMBER:	BRF 025-1(37)
FILE NAME:	95b168\s95b168deckpanels.dgn
PROJECT LEADER:	C.P.WILLIAMS
DESIGNED BY:	H.I.SALLS
BRIDGE 9 PRECAST DECK SLAB DETAILS I	
PLOT DATE:	21-SEP-2010
DRAWN BY:	D.D.BEARD
CHECKED BY:	R.S.YOUNG
SHEET	87 OF 124

