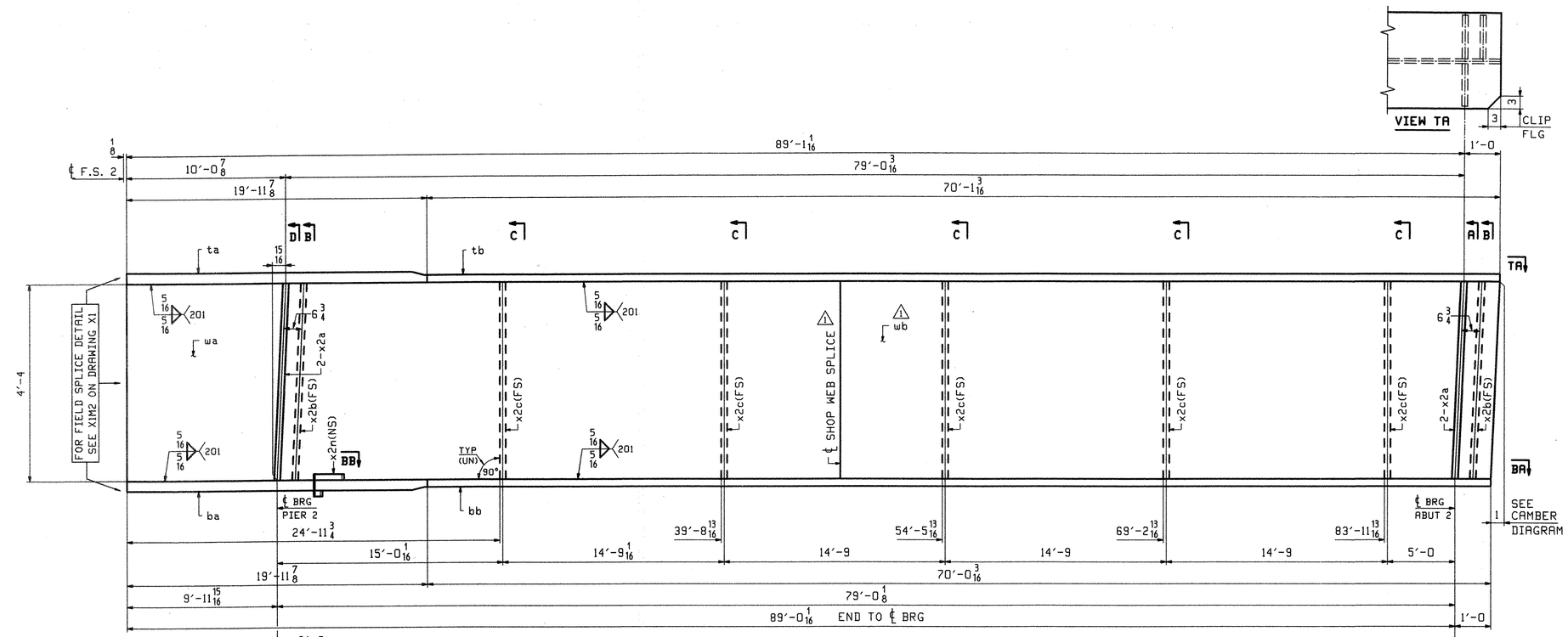

ONE - GIRDER - 18G6C

FOR FIELD SPLICE DETAILS SEE DRAWING X1.
FOR GIRDER STANDARD DETAILS SEE DRAWING X2.
FOR CAMBER & FLANGE DIAGRAMS SEE DRAWING C3.
FOR GENERAL NOTES SEE DRAWING GN1.
H2-3 DENOTES MATERIAL SUBJECT TO CHARPY V-NOTCH TESTING.

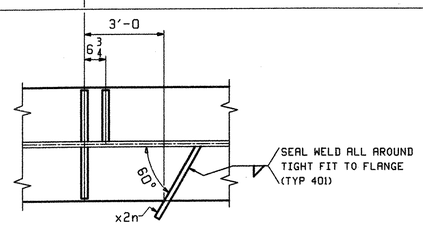

SECTION BB

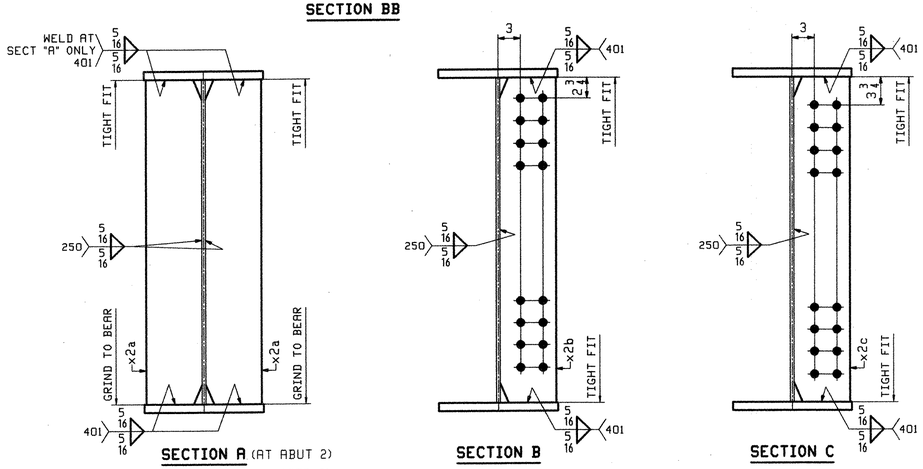

SECTION A (AT ABUT 2)
SECTION D (AT PIER 2)

SECTION B

SECTION C

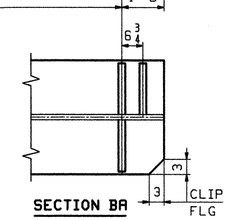

SECTION BA

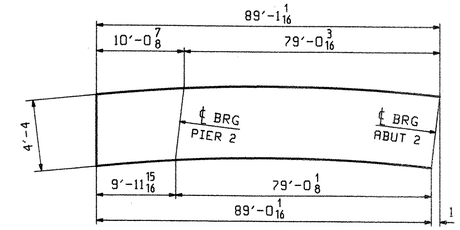

ORIENTATION DIAGRAM
FOR CAMBER SEE DRAWING C3

ABM INFO		SHIP	BILL OF MATERIAL						JOB NO. 290	DRAWING NO. 18	REV. 1
PAGE	LINE	MARK	QTY	MARK	MATERIAL	LENGTH FT	LENGTH INCHES	REMARKS		WT	PROCUREMENT NOTES
		18G6C	1		GIRDER					17599	
1	J		1	wa	PL 1/2x52	47	6	(M270-50WT2) (H2-3)			1
1	U		1	wb	PL 1/2x52	42	7 3/16	(M270-50WT2) (H2-3)			1
1	A		1	ta	PL 1x16	19	11 7/8	(M270-50WT2) (H2-3)			
1	C		1	tb	PL 7/8x16	70	1 3/16	(M270-50WT2) (H2-3)			
1	A		1	ba	PL 1x16	19	11 7/8	(M270-50WT2) (H2-3)			
1	C		1	bb	PL 7/8x16	70	0 3/16	(M270-50WT2) (H2-3)			
2	H		4	x2a	PL 7/8x7 1/2	4	4	MIE			
2	J		2	x2b	PL 1/2x7 1/2	4	4				
2	J		5	x2c	PL 1/2x7 1/2	4	4				
2	K		1	x2n	PL 1/4x3	0	11				

REV.	REMARKS	DATE	DWN	CHK	APP	Q.A.	NO.	DIA.	LGT	TYPE	WASHER
	OUT FOR APPROVAL	7-12-06									
	OUT FOR APPROVAL										
	ISSUED TO SHOP										
	FIELD & OFFICE										
1	ADD WEB SPLICE	JTB	PCP								

MATERIAL:	ELECTRODES:	HOLES:	SHOP BOLTS:
M270-50W (UN)		15/16"Ø	NONE

SURFACE PREP. & PAINT:
SEE DRAWING GN1

RECEIVED
CK'D BY ____ OK'D BY ____
JUL 26 2006
RESUBMIT ____ APPROVED ____
BY ____ DATE 7/28/06

DESCRIPTION: GIRDER - 18G6C	DRAWN BY	DATE
JOB: RTE 9 OVER ROARING BRANCH OF WALLOOMSAC RIVER	JTB	02/22
BRIDGE No. BR 11	CHKD BY	
WOODFORD, VT. BENNINGTON COUNTY	PCP	03/06
TENSOR 2608	APPROV BY	
	SUPERVISOR	W. J. GATTI
PROJ NO. BHF 010-1(29)	Q.A.	
CUSTOMER: RENAUD BROTHERS, INC.		

CASCO BAY STEEL STRUCTURES, INC.
75 SPRING HILL ROAD SACO, MAINE 04072
PHONE (207) 282-7360 FAX. (207) 282-1179

JOB NO.	DRG. NO.
290	18
	REV. 1