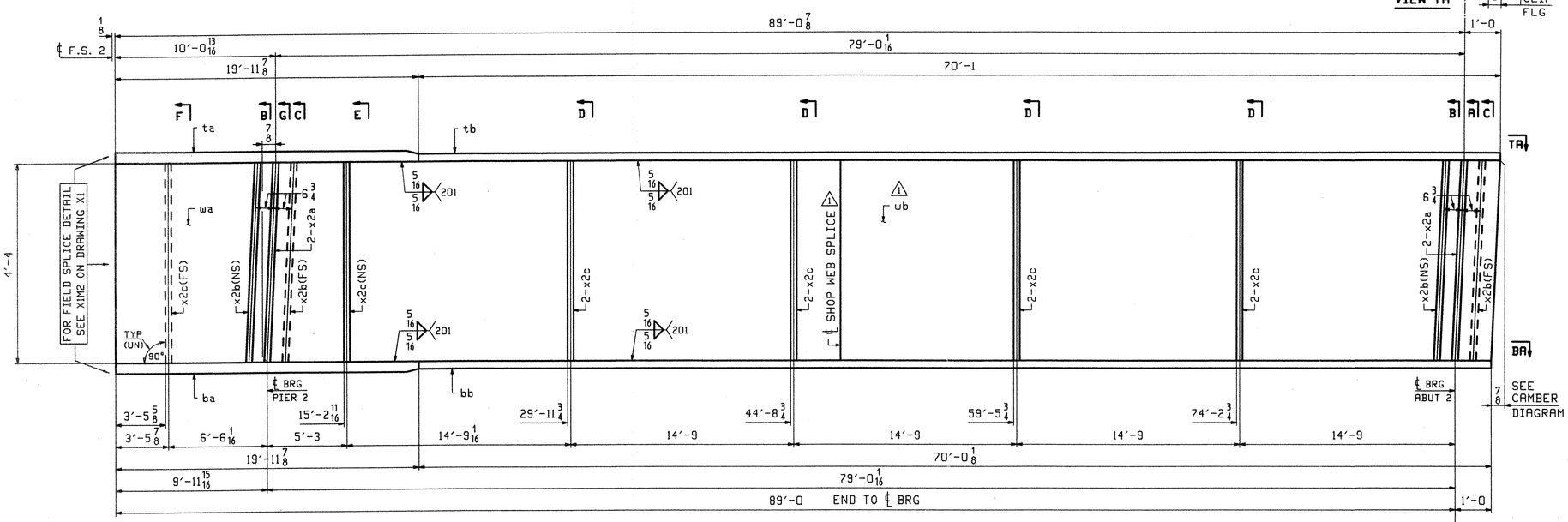

ONE - GIRDER - 15G3C

FOR FIELD SPLICE DETAILS SEE DRAWING X1.
FOR GIRDER STANDARD DETAILS SEE DRAWING X2.
FOR CAMBER & FLANGE DIAGRAMS SEE DRAWING C3.
FOR GENERAL NOTES SEE DRAWING GN1.
H2-3 DENOTES MATERIAL SUBJECT TO CHARPY V-NOTCH TESTING.

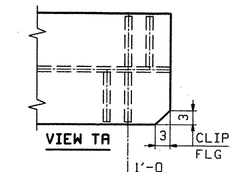

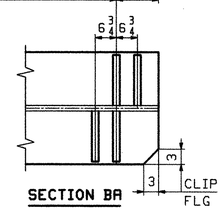

SECTION BA

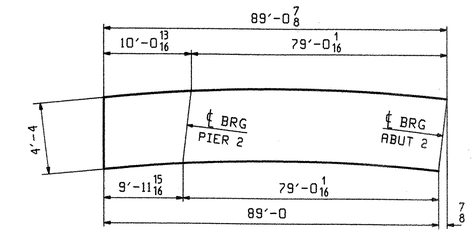

ORIENTATION DIAGRAM
FOR CAMBER SEE DRAWING C3

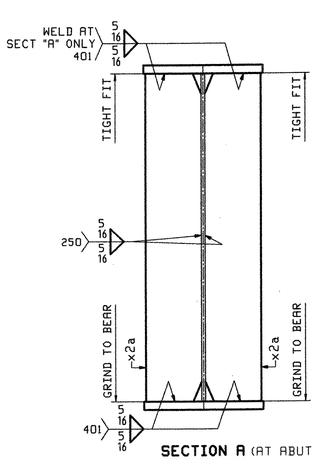

SECTION A (AT ABUT 2)
SECTION G (AT PIER 2)

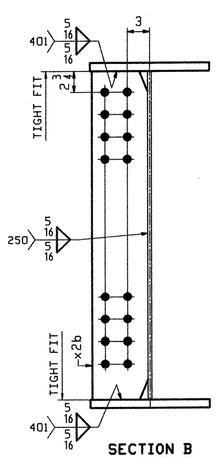

SECTION B

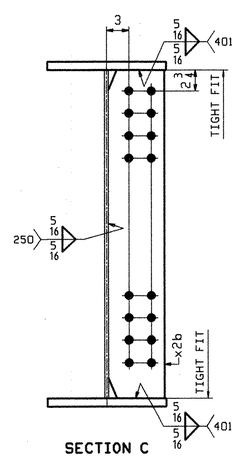

SECTION C

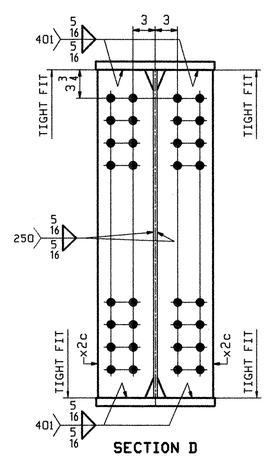

SECTION D

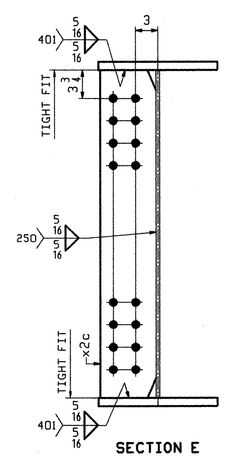

SECTION E

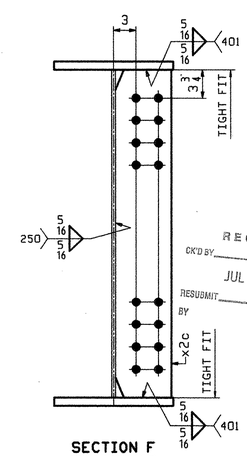

SECTION F

RECEIVED
CK'D BY ____ OK'D BY RMGM
JUL 26 2006
RESUBMIT ____ APPROVED ✓
BY
DATE 7/28/06

ABM INFO		SHIP	BILL OF MATERIAL					JOB NO.	DRAWING NO.	REV.
								290	15	△1
PAGE	LINE	MARK	QTY	MARK	MATERIAL	LENGTH FT	LENGTH INCHES	REMARKS	WT	PROCUREMENT NOTES
		15G3C	1		GIRDER				17982	
1	J		1	wa	PL 1/2x52	47	6	(M270-50WT2) (H2-3)		△1
1	U		1	wb	PL 1/2x52	42	7	(M270-50WT2) (H2-3)		△1
1	A		1	ta	PL 1x16	19	11 7/8	(M270-50WT2) (H2-3)		
1	C		1	tb	PL 7/8x16	70	1	(M270-50WT2) (H2-3)		
1	A		1	ba	PL 1x16	19	11 7/8	(M270-50WT2) (H2-3)		
1	C		1	bb	PL 7/8x16	70	0 1/8	(M270-50WT2) (H2-3)		
2	H		4	x2a	PL 7/8x7 1/2	4	4	MIE		
2	J		4	x2b	PL 1/2x7 1/2	4	4			
2	J		10	x2c	PL 1/2x7 1/2	4	4			

REV.	REMARKS	DATE	DWN	CHK	APP	Q.A.	NO.	DIA.	LGT	TYPE	WASHER
	OUT FOR APPROVAL	Final 7-17-06									
	OUT FOR APPROVAL										
	ISSUED TO SHOP										
	FIELD & OFFICE										
△1	ADD WEB SPLICE	JTB	PCP								

MATERIAL: M270-50W (UN)
ELECTRODES:
HOLES: 15/16"Ø
SHOP BOLTS: NONE
SURFACE PREP. & PAINT: SEE DRAWING GN1

DESCRIPTION: GIRDER - 15G3C
JOB: RTE 9 OVER ROARING BRANCH OF WALLOOMSAC RIVER
BRIDGE No. BR 11
WOODFORD, VT. BENNINGTON COUNTY

	DRAWN BY	DATE
	JTB	02/22
	CHKD BY	
	PCP	03/06
	APPROV BY	
	SUPERVISOR	W. J. GATTI
PROJ NO. BHF 010-1(29)	Q.A.	

CUSTOMER: RENAUD BROTHERS, INC.

CASCO BAY STEEL STRUCTURES, INC.
75 SPRING HILL ROAD SACO, MAINE 04072
PHONE (207) 282-7360 FAX. (207) 282-1179

JOB NO.	DRG. NO.
290	15
	REV. △1

PCP Mon Mar 27 09:39:52 EST 2006 /users/jobs/290/15 : Rev1

14255