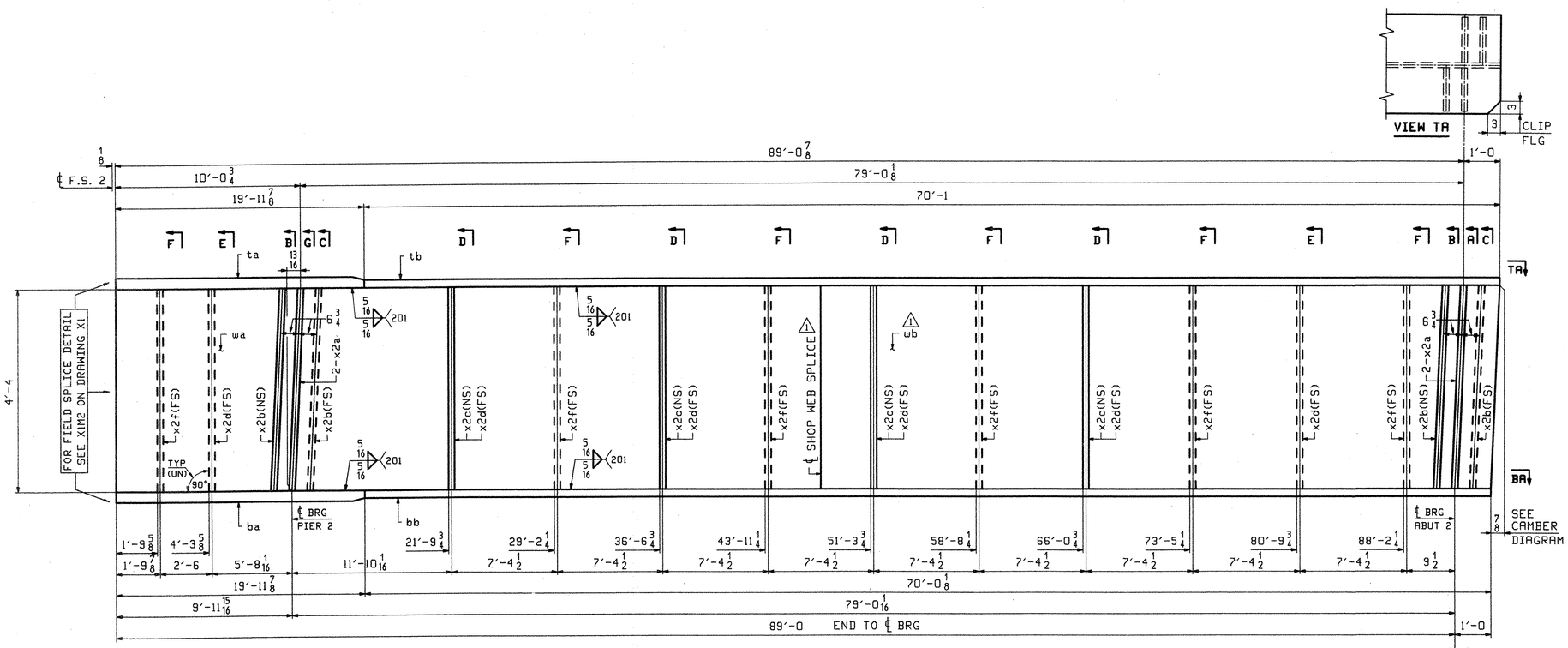

ONE - GIRDER - 14G2C

FOR FIELD SPLICE DETAILS SEE DRAWING X1.
FOR GIRDER STANDARD DETAILS SEE DRAWING X2.
FOR CAMBER & FLANGE DIAGRAMS SEE DRAWING C3.
FOR GENERAL NOTES SEE DRAWING GN1.
H2-3 DENOTES MATERIAL SUBJECT TO CHARPY V-NOTCH TESTING.

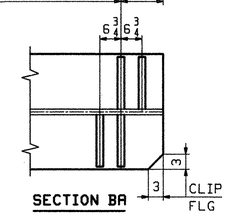

SECTION BA

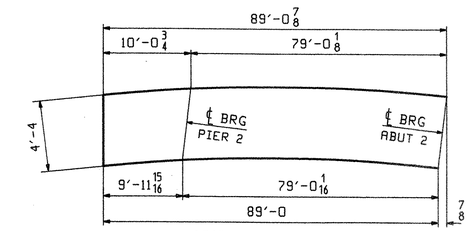

ORIENTATION DIAGRAM
FOR CAMBER SEE DRAWING C3

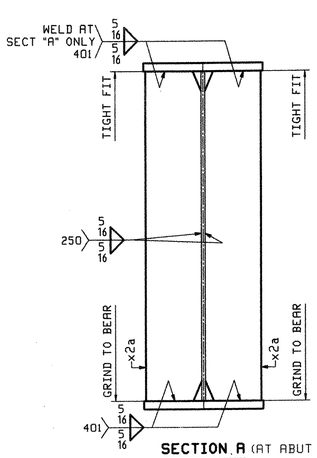

SECTION A (AT ABUT 2)
SECTION G (AT PIER 2)

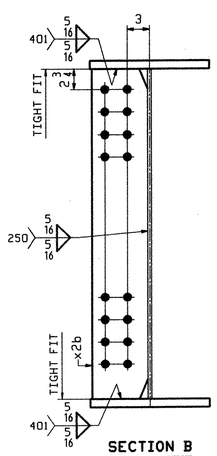

SECTION B

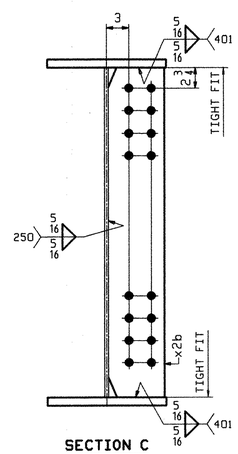

SECTION C

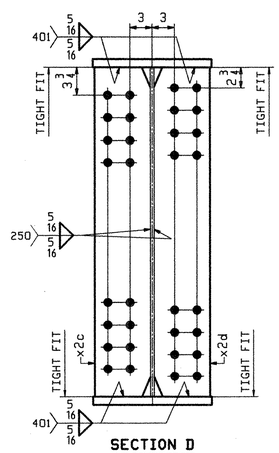

SECTION D

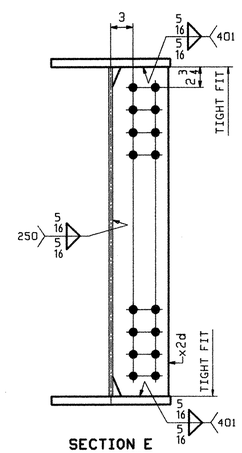

SECTION E

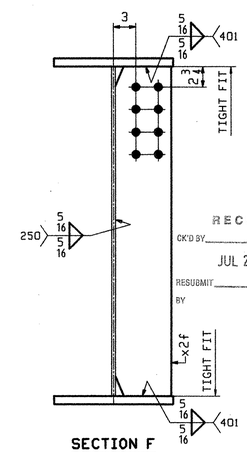

SECTION F

RECEIVED
CK'D BY ____ CK'D BY MGM
JUL 2 6 2006
RESUBMIT ____ APPROVED ✓
BY DATE 7/28/06

ABM INFO		SHIP	BILL OF MATERIAL					JOB NO. 290	DRAWING NO. 14	REV. △1
PAGE	LINE	MARK	QTY	MARK	MATERIAL	LENGTH FT	LENGTH INCHES	REMARKS	WT	PROCUREMENT NOTES
		14G2C	1		GIRDER				18313	
1	J		1	wa	PL 1/2x52	47	6	(M270-50WT2) (H2-3)		△1
1	U		1	wb	PL 1/2x52	42	7	(M270-50WT2) (H2-3)		△1
1	A		1	ta	PL 1x16	19	11 7/8	(M270-50WT2) (H2-3)		
1	C		1	tb	PL 7/8x16	70	1	(M270-50WT2) (H2-3)		
1	A		1	ba	PL 1x16	19	11 7/8	(M270-50WT2) (H2-3)		
1	C		1	bb	PL 7/8x16	70	0 1/8	(M270-50WT2) (H2-3)		
2	H		4	x2a	PL 7/8x7 1/2	4	4	MIE		
2	J		4	x2b	PL 1/2x7 1/2	4	4			
2	J		4	x2c	PL 1/2x7 1/2	4	4			
2	J		6	x2d	PL 1/2x7 1/2	4	4			
2	J		6	x2f	PL 1/2x7 1/2	4	4			

REV.	REMARKS	DATE	DWN	CHK	APP	Q.A.	NO.	DIA.	LGT	TYPE	WASHER
OUT FOR APPROVAL		Final 7-17-06									
OUT FOR APPROVAL											
ISSUED TO SHOP											
FIELD & OFFICE											
△1	ADD WEB SPLICE	JTB	PCP								

MATERIAL: M270-50W (UN)
ELECTRODES:
HOLES: 15/16"Ø
SHOP BOLTS: NONE
SURFACE PREP. & PAINT: SEE DRAWING GN1

DESCRIPTION: GIRDER - 14G2C
JOB: RTE 9 OVER ROARING BRANCH OF WALLOOMSAC RIVER
BRIDGE No. BR 11
WOODFORD, VT. BENNINGTON COUNTY

	DRAWN BY	DATE
	JTB	02/22
	CHKD BY	
	PCP	03/06
	APPROV BY	
	SUPERVISOR	W. J. GATTI
PROJ NO. BHF 010-1(29)	Q.A.	

CUSTOMER: RENAUD BROTHERS, INC.

TENSOR 2608
CASCO BAY STEEL STRUCTURES, INC.
75 SPRING HILL ROAD SACO, MAINE 04072
PHONE (207) 282-7360 FAX. (207) 282-1179

JOB NO.	DRG. NO.
290	14
	REV. △1

PCP Mon Mar 27 09:56:48 EST 2006 /users/jobs/2608/14 ; Rev1

141 SS