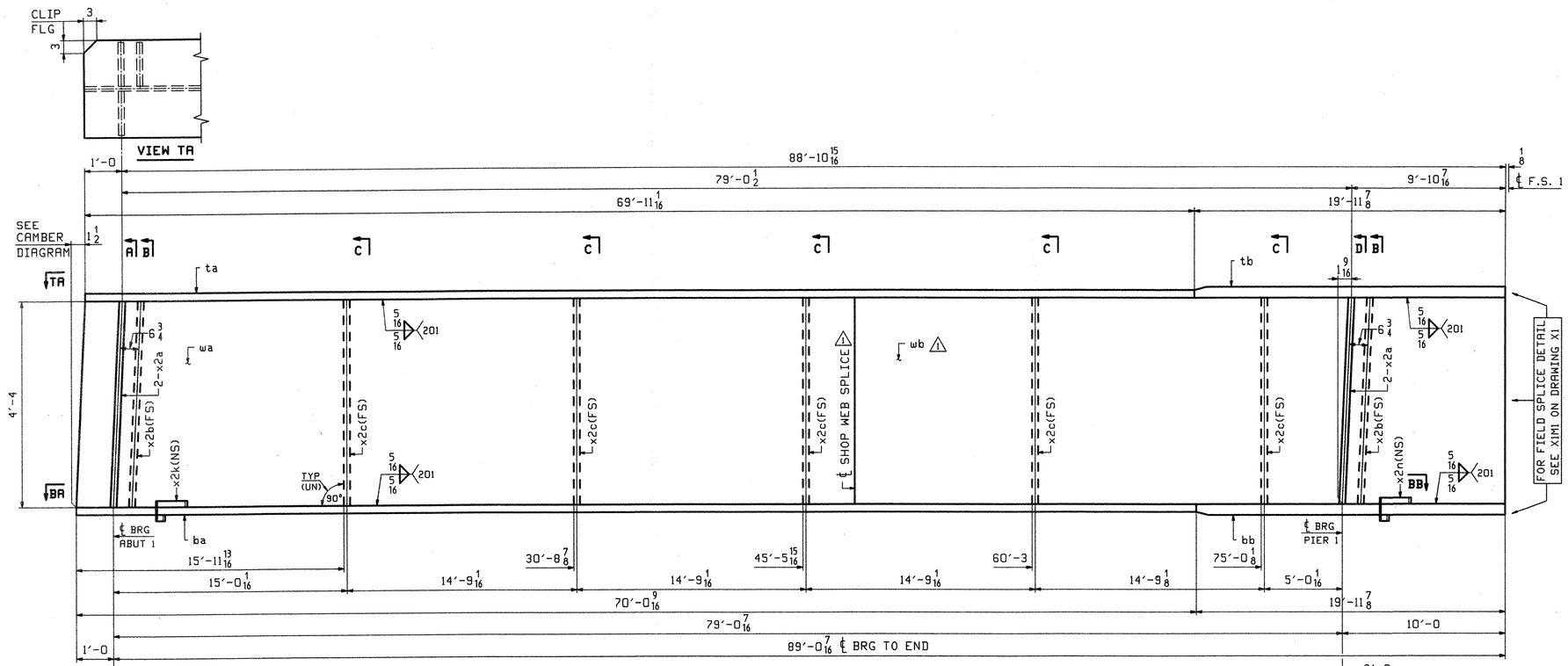

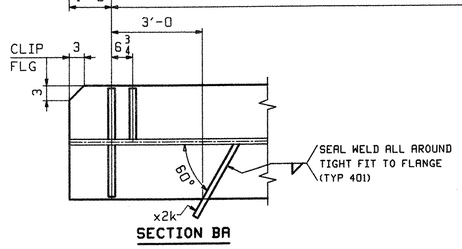

SECTION BA

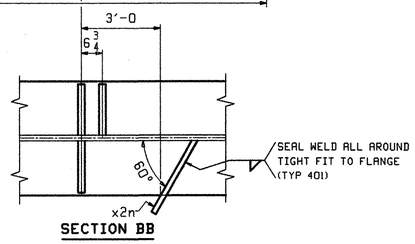

SECTION BB

ONE - GIRDER - 6G6A

FOR FIELD SPLICE DETAILS SEE DRAWING X1.
FOR GIRDER STANDARD DETAILS SEE DRAWING X2.
FOR CAMBER & FLANGE DIAGRAMS SEE DRAWING C1.
FOR GENERAL NOTES SEE DRAWING GN1.
H2-3 DENOTES MATERIAL SUBJECT TO CHARPY V-NOTCH TESTING.

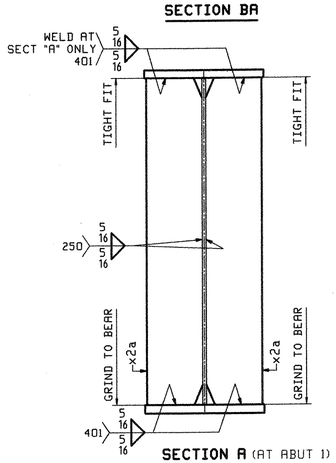

SECTION A (AT ABUT 1)
SECTION D (AT PIER 1)

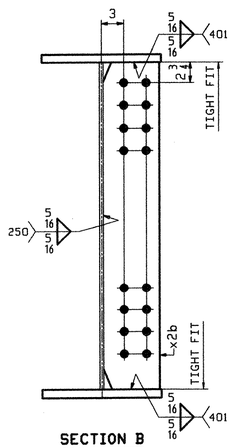

SECTION B

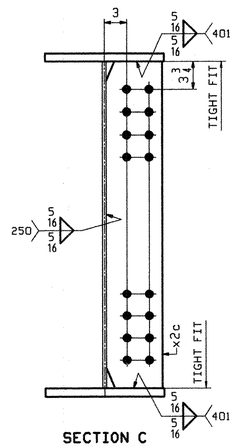

SECTION C

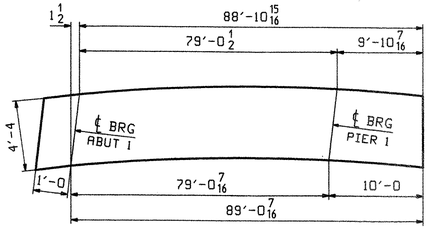

ORIENTATION DIAGRAM
FOR CAMBER SEE DRAWING C1

ABM INFO		SHIP	BILL OF MATERIAL					JOB NO.	DRAWING NO.	REV.
								290	6	1
PAGE	LINE	MARK	QTY	MARK	MATERIAL	LENGTH FT	LENGTH INCHES	REMARKS	WT	PROCUREMENT NOTES
		6G6A	1		GIRDER				17591	
1	O		1	wa	PL 1/2×52	46	6 11/16	(M270-50WT2) (H2-3)		1
1	S		1	wb	PL 1/2×52	43	6	(M270-50WT2) (H2-3)		1
1	C		1	ta	PL 7/8×16	69	11 1/16	(M270-50WT2) (H2-3)		
1	A		1	tb	PL 1×16	19	11 7/8	(M270-50WT2) (H2-3)		
1	C		1	ba	PL 7/8×16	70	0 9/16	(M270-50WT2) (H2-3)		
1	A		1	bb	PL 1×16	19	11 7/8	(M270-50WT2) (H2-3)		
2	H		4	x2a	PL 7/8×7 1/2	4	4	MIE		
2	J		2	x2b	PL 1/2×7 1/2	4	4			
2	J		5	x2c	PL 1/2×7 1/2	4	4			
2	K		1	x2k	PL 1/4×2 7/8	0	11			
2	K		1	x2n	PL 1/4×3	0	11			

REV.	REMARKS	DATE	DWN	CHK	APP	Q.A.	NO.	DIA.	LGT	TYPE	WASHER
	OUT FOR APPROVAL	Final 7-17-06									
	OUT FOR APPROVAL										
	ISSUED TO SHOP										
	FIELD & OFFICE										
1	ADD WEB SPLICE	JTB	PCP								

MATERIAL:	ELECTRODES:	HOLES:	SHOP BOLTS:
M270-50W (UN)		15/16"Ø	NONE

SURFACE PREP. & PAINT:
SEE DRAWING GN1

RECEIVED
CK'D BY ____ OK'D BY ____
JUL 26 2006
RESUBMIT ____ APPROVED ✓
BY ____ DATE 7/28/06

DESCRIPTION: GIRDER - 6G6A	DRAWN BY	DATE
JOB: RTE 9 OVER ROARING BRANCH OF WALLOOMSAC RIVER	JTB	02/22
BRIDGE No. BR 11	CHKD BY	
WOODFORD, VT. BENNINGTON COUNTY	PCP	03/06
	APPROV BY	
TENSOR 2608	SUPERVISOR	W. J. GATTI
PROJ NO. BHF 010-1(29)	Q.A.	
CUSTOMER: RENAUD BROTHERS, INC.		

CASCO BAY STEEL STRUCTURES, INC.
75 SPRING HILL ROAD SACO, MAINE 04072
PHONE (207) 282-7360 FAX. (207) 282-1179

JOB NO.	DRG. NO.
290	6
	REV. 1

PCP Mon Mar 27 09:56:23 EST 2006 /users/jobs/2608/6 (Rev1)

18155