FED.ROAD DIV.NO.	STATE	FED. AID PROJ. NO.
	VT	

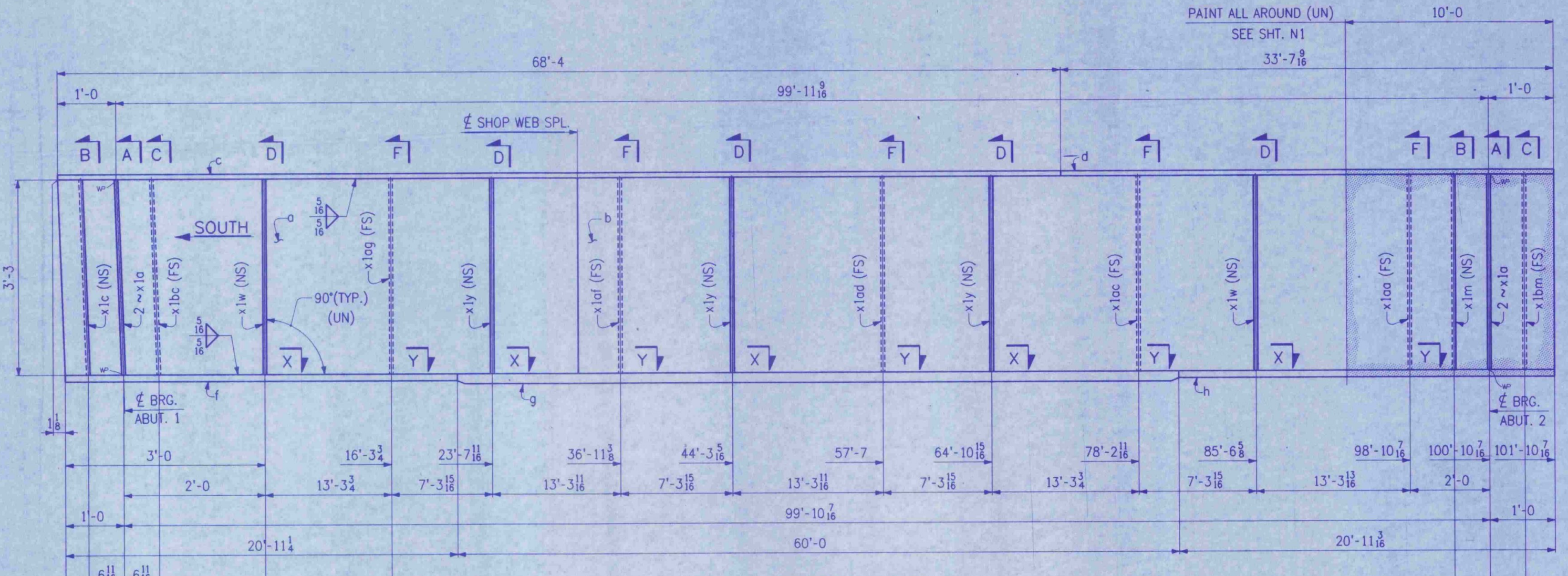
PAINT ALL AROUND (UN)
SEE SHT. N1
10'-0
68'-4
33'-7 9/16
99'-11 9/16
1'-0
1'-0
℄ SHOP WEB SPL.
B
A
C
D
F
D
F
D
F
D
F
D
F
B
A
C
c
d
a
b
SOUTH
5/16
5/16
x1c (NS)
2 ~ x1a
x1bc (FS)
x1w (NS)
x1ag (FS)
x1y (NS)
x1af (FS)
x1y (NS)
x1ad (FS)
x1y (NS)
x1ac (FS)
x1w (NS)
x1aa (FS)
x1m (NS)
2 ~ x1a
x1bm (FS)
90°(TYP.)
(UN)
3'-3
X
Y
X
Y
X
Y
X
Y
X
Y
WP
WP
f
g
h
℄ BRG.
ABUT. 1
℄ BRG.
ABUT. 2
1 1/8
3'-0
16'-3 3/4
23'-7 11/16
36'-11 3/8
44'-3 5/16
57'-7
64'-10 15/16
78'-2 11/16
85'-6 5/8
98'-10 7/16
100'-10 7/16
101'-10 7/16
2'-0
13'-3 3/4
7'-3 15/16
13'-3 11/16
7'-3 15/16
13'-3 11/16
7'-3 15/16
13'-3 3/4
7'-3 15/16
13'-3 13/16
2'-0
1'-0
99'-10 7/16
1'-0
20'-11 1/4
60'-0
20'-11 3/16

GIRDER ~ MK. G2A

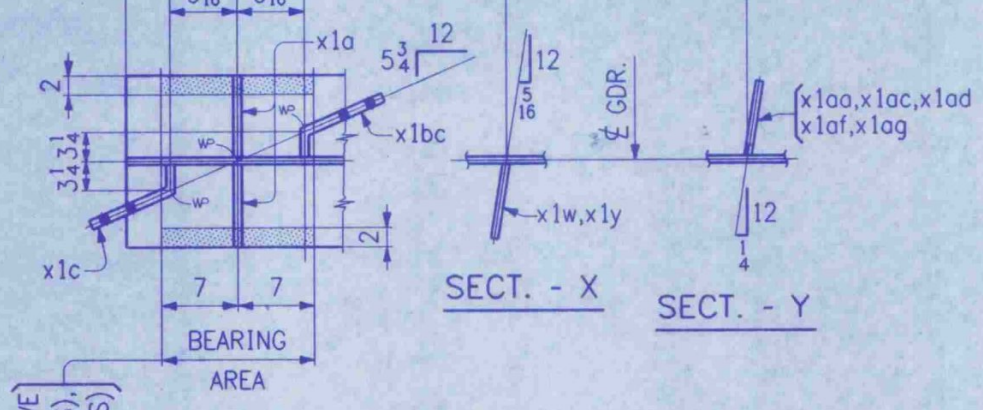
6 11/16
6 11/16
x1a
5 3/4
12
x1bc
2
3 1/4
3 1/4
WP
2
x1c
7
7
BEARING
AREA
12
5/16
℄ GDR.
x1w, x1y
x1aa, x1ac, x1ad
x1af, x1ag
12
1/4

SECT. - X

SECT. - Y

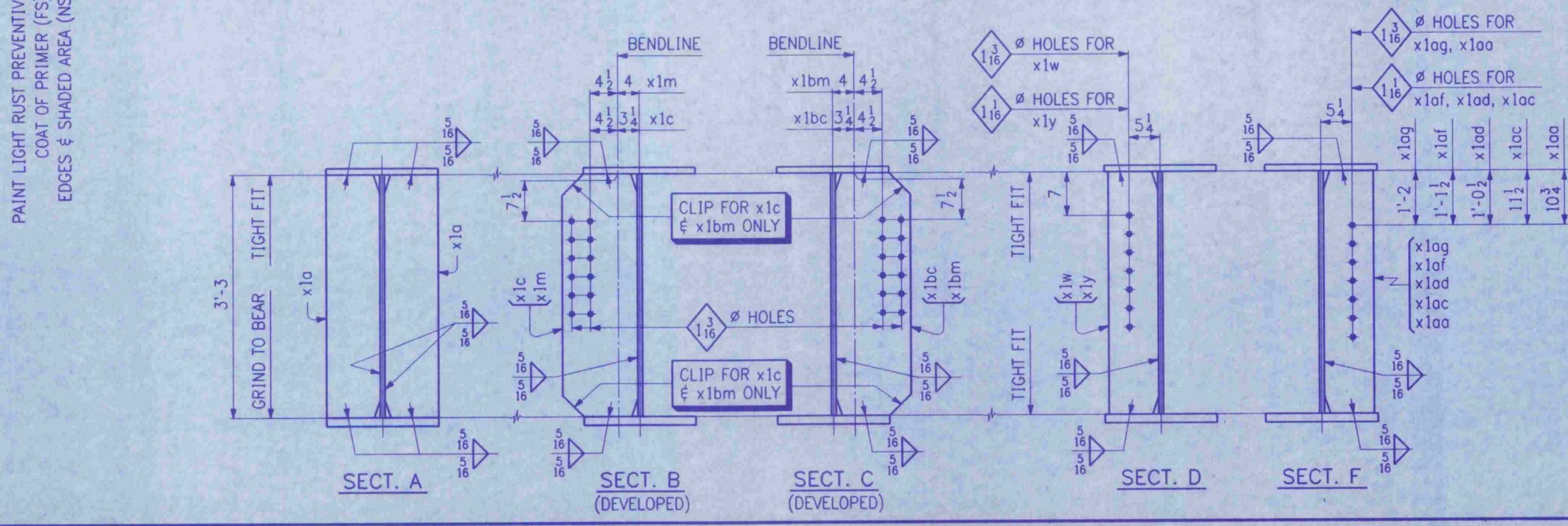
PAINT LIGHT RUST PREVENTIVE
COAT OF PRIMER (FS),
EDGES & SHADED AREA (NS)
BENDLINE
BENDLINE
4 1/2
4
x1m
4 1/2
3 1/4
x1c
x1bm
4
4 1/2
x1bc
3 1/4
4 1/2
1 3/16 ⌀ HOLES FOR
x1w
1 1/16 ⌀ HOLES FOR
x1y
1 3/16 ⌀ HOLES FOR
x1ag, x1aa
1 1/16 ⌀ HOLES FOR
x1af, x1ad, x1ac
5 1/4
5 1/4
5/16
5/16
3'-3
TIGHT FIT
GRIND TO BEAR
x1a
x1a
7 1/2
CLIP FOR x1c
& x1bm ONLY
x1c
x1m
1 3/16 ⌀ HOLES
CLIP FOR x1c
& x1bm ONLY
7 1/2
x1bc
x1bm
TIGHT FIT
TIGHT FIT
7
x1w
x1y
x1ag
x1af
x1ad
x1ac
x1aa
1'-2
1'-1 1/2
1'-0 1/2
11 1/2
10 3/4
x1ag
x1af
x1ad
x1ac
x1aa

SECT. A

SECT. B
(DEVELOPED)

SECT. C
(DEVELOPED)

SECT. D

SECT. F

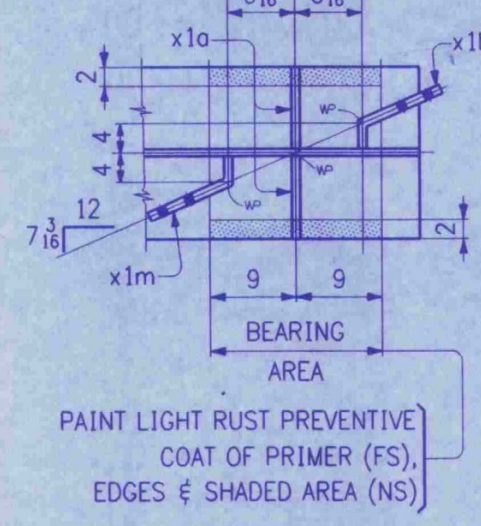
6 11/16
6 11/16
x1a
x1bm
2
4
4
WP
7 3/16
12
x1m
2
9
9
BEARING
AREA
PAINT LIGHT RUST PREVENTIVE
COAT OF PRIMER (FS),
EDGES & SHADED AREA (NS)

BILL OF MATERIAL

NO.	MARK	DESCRIPTION	LENGTH		REMARKS	ITEM	SHIP WEIGHT EA.
ONE	G2A	GIRDER					24,945
1	a	PL 39 x $\frac{1}{2}$	32	$3\frac{1}{8}$	(T)	2/3	
1	b	PL 39 x $\frac{1}{2}$	69	$8\frac{11}{16}$	(T)	2/2	
1	c	PL 18 x 1	68	4		2/11	
1	d	PL 18 x 1	33	$7\frac{9}{16}$		2/12	
1	f	PL 18 x $1\frac{3}{8}$	20	$11\frac{1}{4}$	(T)	2/9	
1	g	PL 18 x 2	60	0	(T)	2/7	
1	h	PL 18 x $1\frac{3}{8}$	20	$11\frac{3}{16}$	(T)	2/9	
4	x1a	PL $8\frac{3}{4}$ x $\frac{7}{8}$	3	3		3/2	
1	x1c	PL $39\frac{1}{16}$ x $\frac{1}{2}$	1	0	BENT	3/4	
1	x1m	PL $39\frac{1}{8}$ x $\frac{1}{2}$	1	$0\frac{3}{4}$	BENT	3/4	
1	x1bc	PL $39\frac{1}{16}$ x $\frac{1}{2}$	1	0	BENT	3/4	
1	x1bm	PL $39\frac{1}{8}$ x $\frac{1}{2}$	1	$0\frac{3}{4}$	BENT	3/4	
2	x1w	BAR 8 x $\frac{1}{2}$	3	3		3/5	
3	x1y	BAR 8 x $\frac{1}{2}$	3	3		3/5	
1	x1aa	BAR 8 x $\frac{1}{2}$	3	3		3/5	
1	x1ac	BAR 8 x $\frac{1}{2}$	3	3		3/5	
1	x1ad	BAR 8 x $\frac{1}{2}$	3	3		3/5	
1	x1af	BAR 8 x $\frac{1}{2}$	3	3		3/5	
1	x1ag	BAR 8 x $\frac{1}{2}$	3	3		3/5	

SHOP DRAWING REVIEW
REVIEW IS FOR GENERAL COMPLIANCE WITH CONTRACT DOCUMENTS. NO RESPONSIBILITY IS ASSUMED FOR CORRECTNESS OF DIMENSIONS OR DETAILS.

X	APPROVED
	APPROVED AS NOTED
	AMEND AND RESUBMIT
	REJECTED - SEE REMARKS

Barnes and Jarnis, Inc.
60 Boylston Street
Boston, Massachusetts 02116
DATE 4-16-96 BY JAB

SHOP NOTE

HOLES: $\frac{15}{16}$⌀ (UN)
BOLTS: NONE
PAINT: AS NOTED, SEE DWG. N1
FOR GENERAL SHOP NOTES, SEE DWG. N1.
FOR WEB CAMBER DIAGRAM, SEE DWG. WC1.

NO.	REVISION	DATE
△		
△		
△		

HIGH STEEL STRUCTURES, INC.
1770 Hempstead Road
Lancaster, PA 17605-0008
Phone 717/299-5211
A Division of High Industries, Inc.

GIRDER G2A
U.S. ROUTE 7 OVER RAILROAD
BRIDGE NO. 80
TOWN OF WALLINGFORD, COUNTY OF RUTLAND
STATE OF VERMONT
AGENCY OF TRANSPORTATION
STATE CONTRACT OR REF. NO. PROJECT NO. BRS-0137(13)
CONTRACTOR J. A. McDONALD, INC.
IN CHARGE: abs MADE BY: PPF 2-14 CHK'D BY: FM DATE: 2-20-96
CONTRACT NUMBER: VT-95368 DRAWING NUMBER: 5 OF 9

CODE: 30

401-9

G2A-401

MAR 21 1996