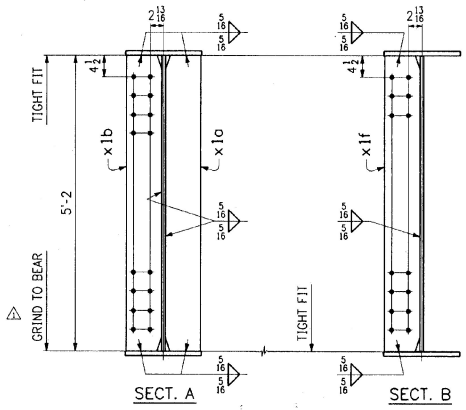

SECT. A

SECT. B

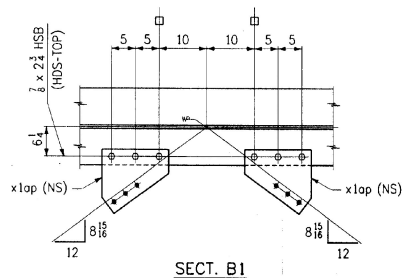

SECT. B1

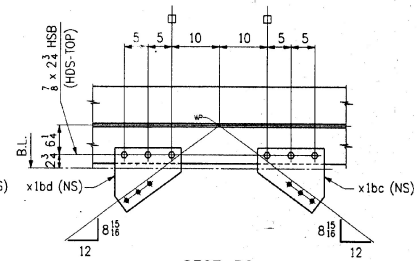

SECT. B2
(DEVELOPED)

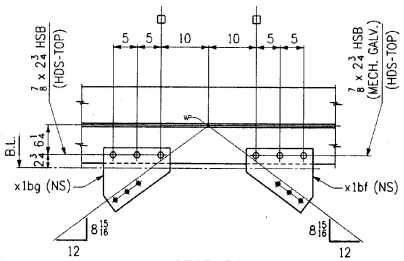

SECT. B3
(DEVELOPED)

FED. ROAD DIV. NO.	STATE	FED. AID PROJ. NO.
	VT	

BILL OF MATERIAL

NO.	MARK	DESCRIPTION	LENGTH		REMARKS	ITEM	SHIP WEIGHT LB.
ONE	G1B	GIRDER					28865
1	a	PL 62 x 5/8	65	6 7/16	(T)	2/4	
1	b	PL 62 x 5/8	42	10 3/4	(T)	2/5	
1	c	PL 16 x 1 1/8	72	11 3/16	(T)	2/13	
1	d	PL 16 x 1 1/8	35	6	(T)	2/14	
1	f	PL 16 x 1 1/8	72	8 3/4	(T)	2/13	
1	g	PL 16 x 1 1/8	35	6	(T)	2/14	
2	x1k	PL 58 x 9/16	1	1	(T)	3/6	
2	x1m	PL 16 x 5/8	2	1	(T)	3/4	
4	x1n	BAR 7 x 3/4	2	1	(T)	3/2	
1	x1a	BAR 7 1/2 x 7/8	5	2		3/12	
1	x1b	BAR 7 1/2 x 7/8	5	2		3/12	
5	x1f	BAR 7 1/2 x 1/2	5	2		3/14	
2	x1ap	PL 14 x 3/8	1	1 1/2		3/16	
3	x1bd	PL 14 x 3/8	1	1 1/2	BENT	3/16	
3	x1bc	PL 14 x 3/8	1	1 1/2	BENT	3/16	
1	x1bg	PL 14 x 3/8	1	1 1/2	BENT	3/16	
1	x1bf	PL 14 x 3/8	1	1 1/2	BENT	3/16	
27		7/8 ø H.S. BOLTS	0	2 3/4		B1/2	
27		WASHERS FOR 7/8 ø H.S. BOLTS				B1/5	
3		7/8 ø H.S. BOLTS	0	2 3/4	A325-1 W/1 A563 GR. DH HEX NUT GALV.	B1/8	
3		WASHERS FOR 7/8 ø H.S. BOLTS F436 GALV.				B1/9	

SHOP DRAWING REVIEW
REVIEWED FOR GENERAL COMPLIANCE WITH CONTRACT DOCUMENTS. NO RESPONSIBILITY IS ASSUMED FOR CORRECTNESS OF DIMENSIONS OR DETAILS
APPROVED
APPROVED AS NOTED
ADDED AND DOCUMENT
REVISE AND RESUBMIT
REVISE AND REMARKS
Barnes and Jarnis, Inc.
MAR 22 1996
DATE MAR 22 1996 BY

SHOP NOTE
HOLES: 15/16 ø (UN)
BOLTS: AS NOTED
PAINT: AS NOTED, SEE DWG. N1
FOR GENERAL SHOP NOTES, SEE DWG. N1.
FOR WEB CAMBER DIAGRAM, SEE DWG. WC1.

WORK THIS DWG. WITH DWG. 15

CODE: 30

NO.	REVISION	DATE
1	CHANGED "MILL" TO "GRIND"; BOLT SPECS.	2-21-96

HIGH STEEL STRUCTURES, INC.
1770 Hempstead Road
Lancaster, PA 17605-0008
Phone 717/299-5211
A Division of High Industries, Inc.

GIRDER G1B
U.S. ROUTE 7 OVER OTTER CREEK
BRIDGE NO. 79
TOWN OF WALLINGFORD, COUNTY OF RUTLAND
STATE OF VERMONT
AGENCY OF TRANSPORTATION

STATE CONTRACT OR REF. NO. PROJECT NO. BRS-0137(13)
CONTRACTOR J. A. McDONALD, INC.
IN CHARGE: abs MADE BY: PPF 2-2 CHK'D BY: LD DATE: 2-3-96
CONTRACT NUMBER: VT-95367 DRAWING NUMBER: 16 OF 24

400-9 0818-400