FED. ROAD DIV. NO.	STATE	FED. AID PROJ. NO.
	VT	

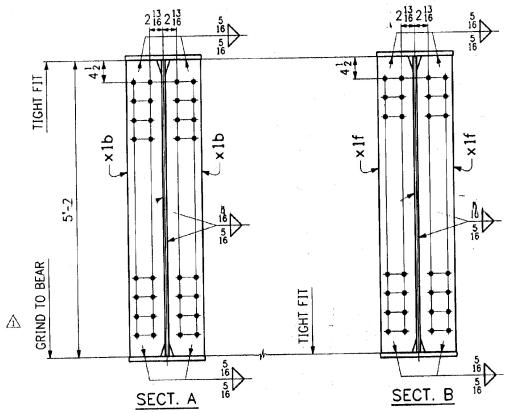

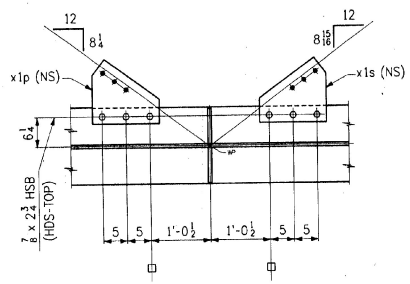

SECT. B1

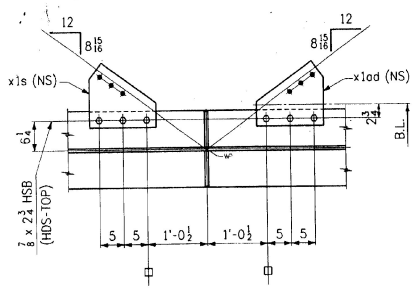

SECT. B2
(DEVELOPED) FOR x1ad ONLY

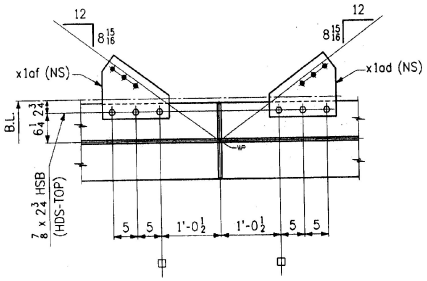

SECT. B3
(DEVELOPED)

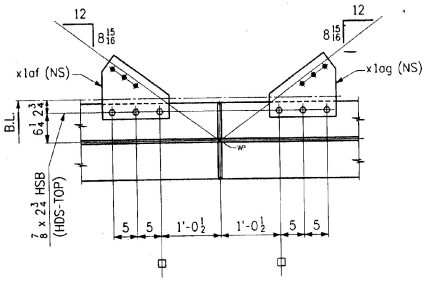

SECT. B4
(DEVELOPED)

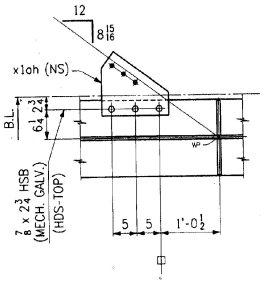

SECT. B5
(DEVELOPED)

BILL OF MATERIAL

NO.	MARK	DESCRIPTION	LENGTH		REMARKS	ITEM	WEIGHT EA.
ONE	G2B	GIRDER					
1	a	PL 62 x 3/8	65	6 1/2	(T)	2/4	1,002.17
1	b	PL 62 x 3/8	42	10 7/8	(T)	2/5	1,267.32
1	c	PL 16 x 1 1/8	72	11 1/8	(T)	2/13	1,148.00
1	d	PL 16 x 1 1/8	35	6	(T)	2/14	1,14.38
1	f	PL 16 x 1 1/8	72	8 13/16	(T)	2/13	1,459.38
1	g	PL 16 x 1 1/8	35	6	(T)	2/14	1,174.50
2	x1k	PL 58 x 3/16	1	1	(T)	3/6	30.47
2	x1m	PL 16 x 3/8	2	1	(T)	3/4	20.89
4	x1n	BAR 7 x 1/4	2	1	(T)	3/2	9.21
2	x1b	BAR 7 1/2 x 7/8	5	2		3/12	49.36
10	x1f	BAR 7 1/2 x 1/2	5	2		3/14	85.93
1	x1p	PL 14 x 3/8	1	0 5/8		3/16	15.80
2	x1s	PL 14 x 3/8	1	1 1/2		3/16	32.10
3	x1ad	PL 14 x 3/8	1	1 1/2	BENT	3/16	32.10
3	x1af	PL 14 x 3/8	1	1 1/2	BENT	3/16	32.10
1	x1ag	PL 14 x 3/8	1	1 1/2	BENT	3/16	32.10
1	x1ah	PL 14 x 3/8	1	1 1/2	BENT	3/16	32.10
30		7/8 ø H.S. BOLTS	0	2 3/4		B1/2	—
30		WASHERS FOR 7/8 ø H.S. BOLTS				B1/5	—
3		7/8 ø H.S. BOLTS	0	2 3/4	A325-1 W/1 A563 GR. DH HEX NUT GALV.	B1/8	—
3		WASHERS FOR 7/8 ø H.S. BOLTS			F436 GALV.	B1/9	—

TOTAL WEIGHT THIS DWG.
ITEM 506.55 = 29,212.55#

NO.	REVISION	DATE
1	CHANGED "MILL" TO "GRIND"; BOLT SPECS.	2-21-96

RECEIVED
CK'D BY_____ CK'D BY_____
DEC 27 1996
RESUBMIT_____ APPROVED_____
BY DATE

SHOP NOTE
HOLES: 15/16 ø (UN)
BOLTS: AS NOTED
PAINT: AS NOTED, SEE DWG. N1
FOR GENERAL SHOP NOTES, SEE DWG. N1.
FOR WEB CAMBER DIAGRAM, SEE DWG. WC1.

WORK THIS DWG. WITH DWG. 17

CODE: 30

HIGH STEEL STRUCTURES, INC.
1770 Hempstead Road
Lancaster, PA 17603-0008
Phone 717/299-5211
A Division of High Industries, Inc.

GIRDER G2B
U.S. ROUTE 7 OVER OTTER CREEK
BRIDGE NO. 79
TOWN OF WALLINGFORD, COUNTY OF RUTLAND
STATE OF VERMONT
AGENCY OF TRANSPORTATION

STATE CONTRACT OR REF. NO. PROJECT NO. BRS-0137(13)
CONTRACTOR J. A. McDONALD, INC.
IN CHARGE: abs MADE BY: PPF2-2 CHK'D BY: LD DATE: 2-3-96
CONTRACT NUMBER: VT-95367 DRAWING NUMBER: 18 OF 24

400-9 G2B-400

DEC1 91996