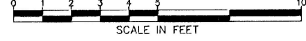


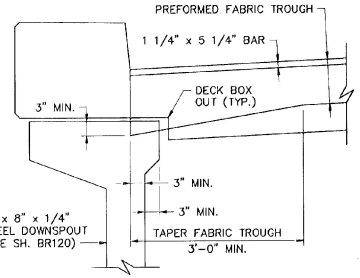
BRIDGE EXPANSION JOINT @ ABUTMENT NO. 1



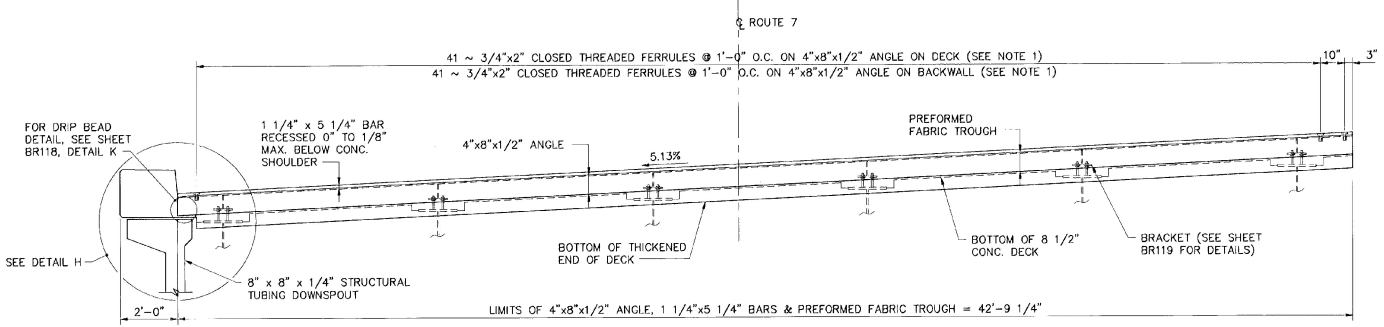

EXPANSION JOINT NOTES (AT ABUT. NOS. 1 & 2):

1. ADJUST SPACING 7/8" HOLES, WELDED STUDS, AND CLOSED THREADED FERRULES FOR CLEARANCE IN AREAS OF BRACKETS.
2. SEE SHEET BR119 FOR SECTION 12-12 AND 13-13.
3. JOINT BRACKETS SHALL BE CENTERED ON GIRDERS.
4. A DRIP BEAD OF 1/4" x 7" STRIP OF PREFORMED MATERIAL SHALL BE CEMENTED TO THE BOTTOM OF THE FABRIC TROUGH USING AN ADHESIVE APPROVED BY THE MANUFACTURER. THE DRIP BEAD SHALL BE APPLIED 1" FROM THE DOWNSPOUT END OF THE TROUGH (SEE BR118 FOR DETAIL).
5. FABRIC TROUGH SHALL BE THOROUGHLY CLEANED AND FLUSHED AFTER PAVING OPERATION.
6. THE EXPANSION JOINT SHALL BE SHOP ASSEMBLED AND SHIPPED AS ONE UNIT.

TEMP.	DIST. "A" (AT CURB)
0° F.	1 15/16"
15° F.	1 13/16"
30° F.	1 5/8"
45° F.	1 1/2"
60° F.	1 3/8"
75° F.	1 1/4"
90° F.	1 1/16"
105° F.	15/16"



DETAIL H



SECTION 11-11



**STATE OF VERMONT
AGENCY OF TRANSPORTATION**

Town Of	WALLINGFORD	Bridge No.	79
Highway No.	U.S. ROUTE 7	Log Sta.	
		Surv. Sta.	
U.S. ROUTE 7 OVER OTTER CREEK			
EXPANSION JOINT @ ABUTMENT NO. 1			
Designed By	DLJ	Drawn By	DLJ
Checked By	TJC	Date	4/95
		Bridge Design Supervisor	EMM
		Date	4/95
PROJECT	WALLINGFORD	PROJECT NO.	BRS 0137 (13)
I.G.C. Info.			
Bridge Sheet No.	BR117	Sheet	43 of 118



BARNES AND JARNIS, INC.
CONSULTING ENGINEERS
25 STUART STREET, 6TH FL.
BOSTON, MASSACHUSETTS