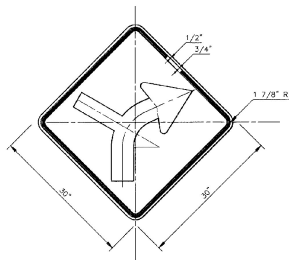
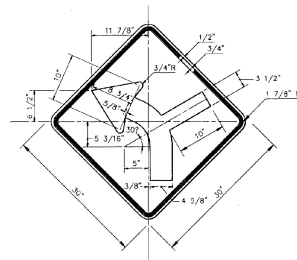


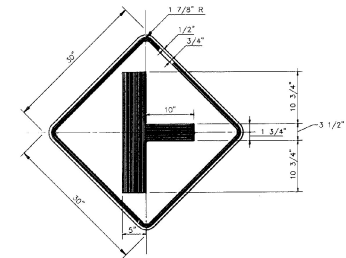
# TRAFFIC SIGN DETAIL SHEET



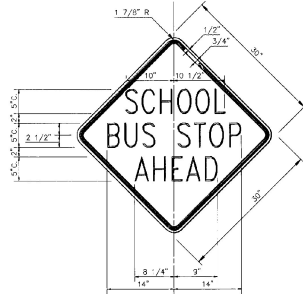
STA 10+75, RT  
 BACKGROUND - YELLOW (REFL.)  
 BORDER AND ARROW - BLACK  
 REFER TO STD. E-151 FOR MATERIALS



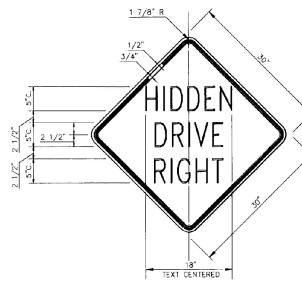
STA 22+75, LT  
 BACKGROUND - YELLOW (REFL.)  
 BORDER AND ARROW - BLACK  
 REFER TO STD. E-151 FOR MATERIALS



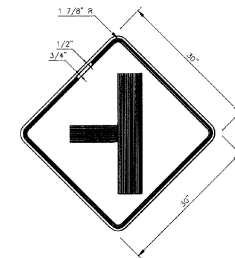
STA 26+90, RT  
 BACKGROUND - YELLOW (REFL.)  
 BORDER AND T SYMBOL - BLACK  
 REFER TO STD. E-151 FOR MATERIALS



STA 26+90, RT  
 BACKGROUND - YELLOW (REFL.)  
 TEXT AND BORDER - BLACK  
 REFER TO STD. E-151 FOR MATERIALS



STA 33+50, RT  
 BACKGROUND - YELLOW (REFL.)  
 TEXT AND BORDER - BLACK  
 REFER TO STD. E-151 FOR MATERIALS



STA 38+60, LT  
 BACKGROUND - YELLOW (REFL.)  
 BORDER AND T SYMBOL - BLACK  
 REFER TO STD. E-151 FOR MATERIALS

NOT TO SCALE

PREPARED BY SAS DATE 01/93  
 CHECKED BY MK DATE 11/93  
 DESIGN SUPERVISOR FJC DATE 08/92  
 PROJ. WALLINGFORD  
 BRS 0137 (13)  
 TRAFFIC SHEET NO. OF  
 SHEET 23 OF 110 SHEETS