
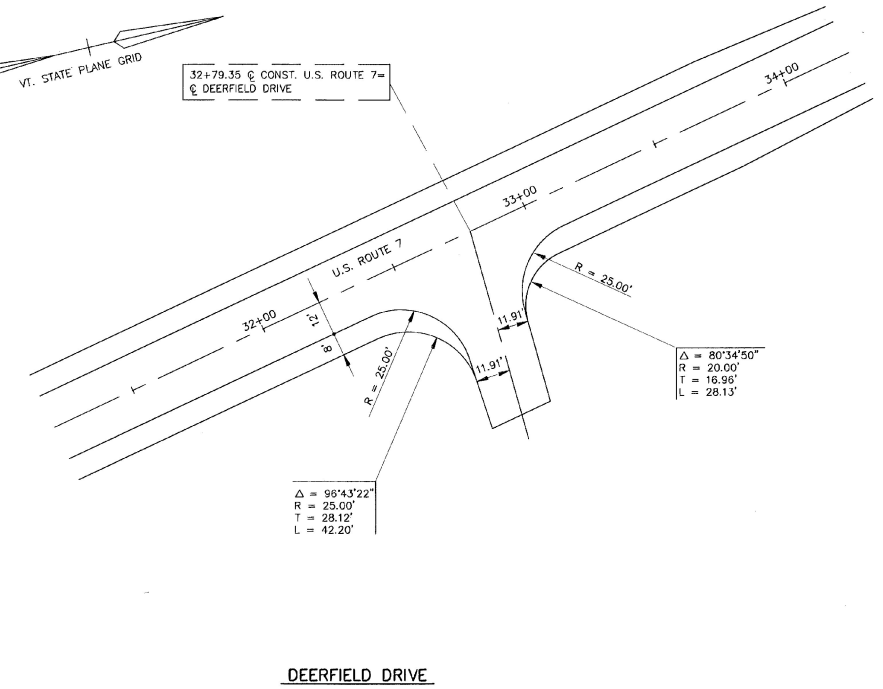
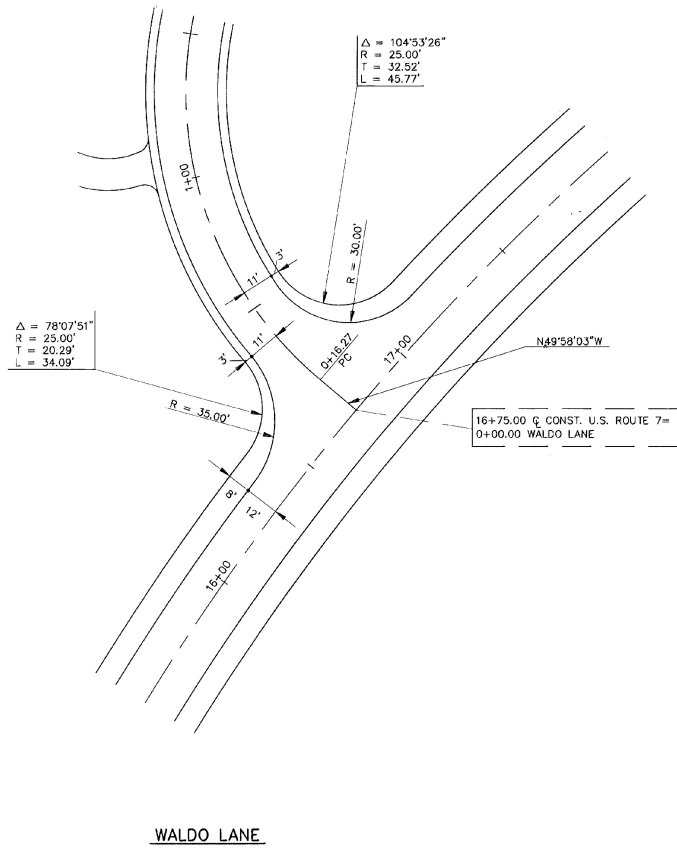


EDGE TIES

SEEDING FORMULA, ITEM 651.15 (URBAN AREAS)

% WT.	LBS./A.	NAME	PUR %	GERM %
42.5	34.0	CREeping RED FESCUE	98	85
10.0	8.0	PERENNIAL RYE GRASS	95	90
42.5	34.0	KENTUCKY BLUE GRASS	85	85
5.0	4.0	ANNUAL RYE GRASS	95	85
100.0	80.0			

THE SEED MIXTURE SHALL NOT HAVE A WEED CONTENT EXCEEDING 0.40% BY WEIGHT AND SHALL BE FREE OF ALL NOXIOUS WEED SEED.



SURVEYED BY V.S.C. DATE 07/90
 DRAWN BY F.J.C. DATE 11/94
 TRACED BY J.A.C. DATE 11/94
 WALLINGFORD
 PROJ. BRS. NO. 0137(13)
 SHEET 4 OF 113