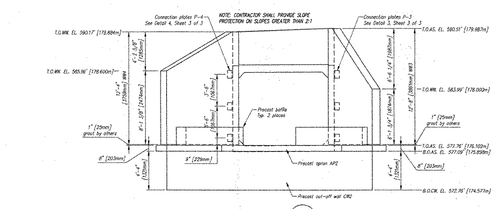

ELEVATION A–A 1of2

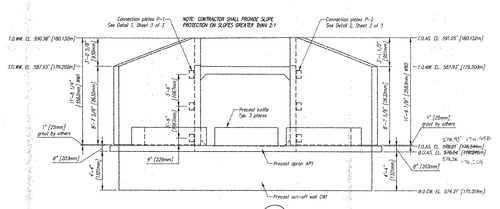

ELEVATION B–B 1of2

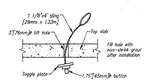

CULVERT LIFTING DETAIL

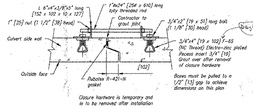

CLOSURE HARDWARE DETAIL

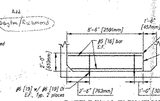

BAFFLE WALL ELEVATION

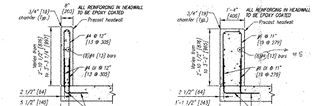



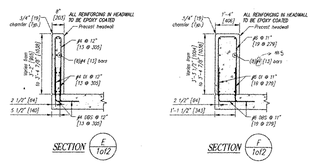

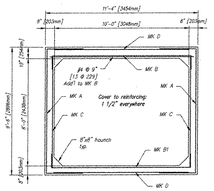

CULVERT REINFORCING DETAIL

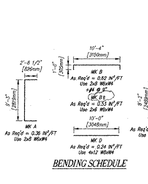

BENDING SCHEDULE

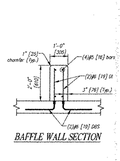

BAFFLE WALL SECTION

RECEIVED
CK'D BY TLB DATE 9/26/07
AUG 3 0 2007
ASSIGNED ____ APPROVED ____
BY ____ DATE 8/1/07

Contractor is to verify that all information shown on drawings has been thoroughly checked, complies with the contract documents and is adequate to meet the intended purpose. Contractor is responsible for any other slightly from contract drawings to accommodate the manufacturing or design process. Approval of this drawing by CSI does not indicate that the submitted documents has been reviewed and found to be acceptable. Production will not commence until receipt of signed, approved shop drawings.

This drawing contains information proprietary to CONCRETE SYSTEMS, INC. The drawing is designed with the understanding that it will be retained in confidence and used only for the purpose for which it is discloses. It is understood that no reproduction in whole or in part will be made without the express written permission of CSI, and that it will be returned to CONCRETE SYSTEMS, INC. upon request.

Rev.	Date	DESCRIPTION	By
5			
4			
3			
2			
1			

REVISIONS

This drawing is based upon information provided from the following documents and/or sources:
Engineer: VAOT
Project No: STP RS 0107 (8)
Drawings: Pownal – STP RS 0107(8) Sheets 3B through 4S
Specifications: N/A
Other Sources:

Concrete Systems Inc.
9 Commercial St. Hudson, NH 03051
Phone 603-882-5241
Fax 603-880-24-37

STATE AGENCY
VAOT
STP RS 0107(8)

Drawn by	M. SCOTT	07/23/2007
Checked by	T. BOYLE	07/24/2007
Approved by	MILCH	07/26/2007
Size	D	
Quantity		

RENAUD BROTHERS
POWNAL STP RS 0107 (8)
POWNAL, VT

BOX CULVERT DETAILS

Drawing No. C18733-L01-B

REV 0

Project No:

SHEET 2 OF 3