

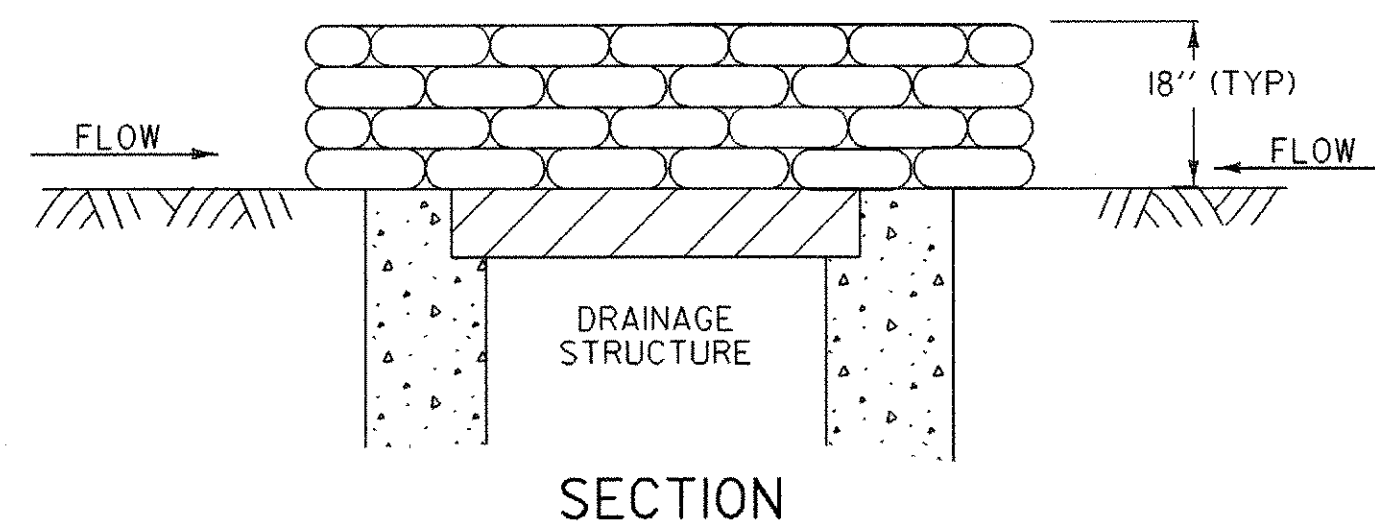
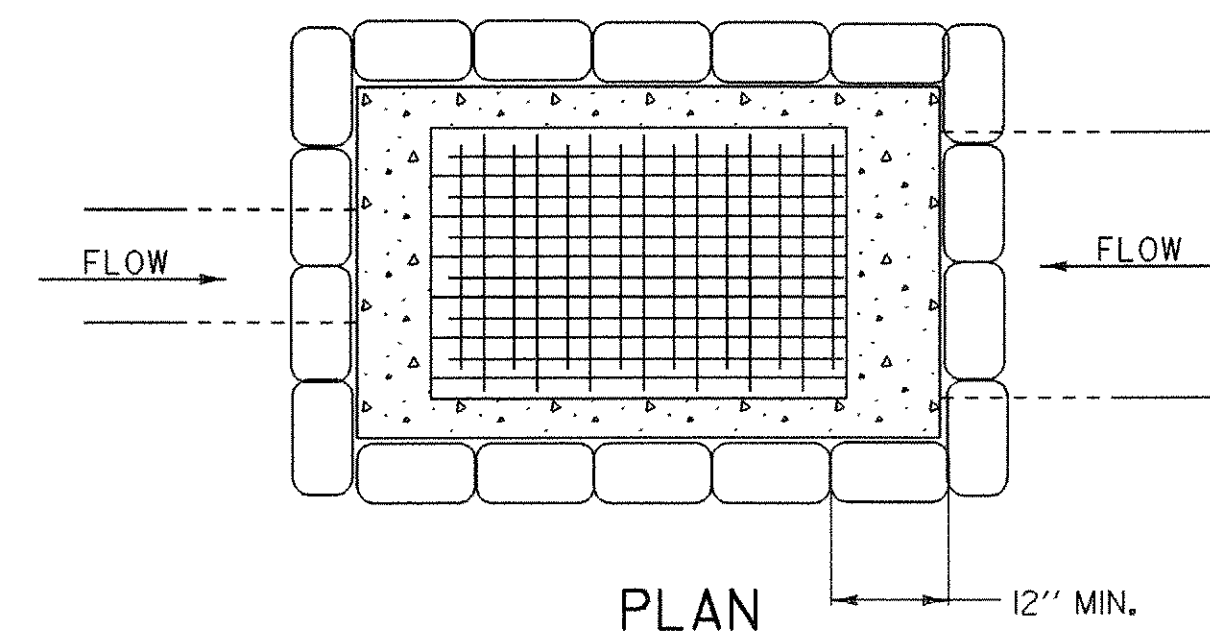
INLET PROTECTION

APPLICATION NOTES:

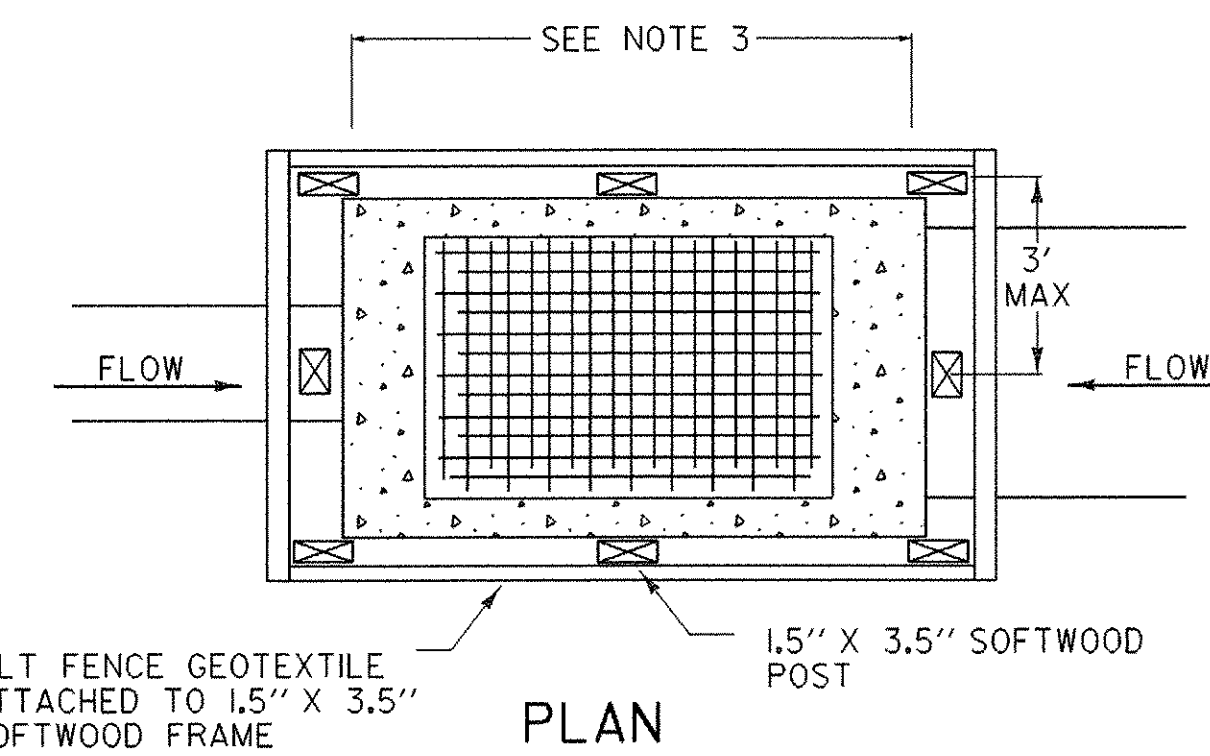
- A. THE PRIMARY PURPOSE OF INLET PROTECTION IS TO PREVENT SEDIMENT FROM ENTERING A DRAINAGE STRUCTURE, WHILE STILL ALLOWING THE WATER TO DRAIN. THIS WORKS BY PONDING THE WATER, WHICH WILL ALLOW THE SEDIMENT TO FALL OUT OF SUSPENSION, BEFORE THE WATER ENTERS THE STRUCTURE.
- B. THESE EXAMPLES OF INLET PROTECTION ARE NOT INTENDED TO CAUSE STORMWATER TO BYPASS THE STRUCTURE AND CREATE ADDITIONAL EROSION OR FLOODING. IN THE CASE WERE THE INLET PROTECTION STRUCTURE HAS CAUSED WATER TO BYPASS THE DRAINAGE STRUCTURE, ADDITIONAL PROTECTION DEVICES WILL BE REQUIRED. POSSIBLE MODIFICATIONS MAY INCLUDE ADDING CHECK DAMS UPSTREAM OF THE INLET TO CREATE MORE PONDING AND TO SLOW VELOCITIES. A BERM DOWNSTREAM OF THE INLET TO CREATE ADDITIONAL PONDING MAY ALSO BE UTILIZED.
- C. DETAILS SHOWN SHALL BE USED FOR TEMPORARY INSTALLATION ONLY.
- D. USE OF PREFABRICATED INLET PROTECTION SHALL BE AS APPROVED IN THE EPSCP.

GENERAL NOTES:

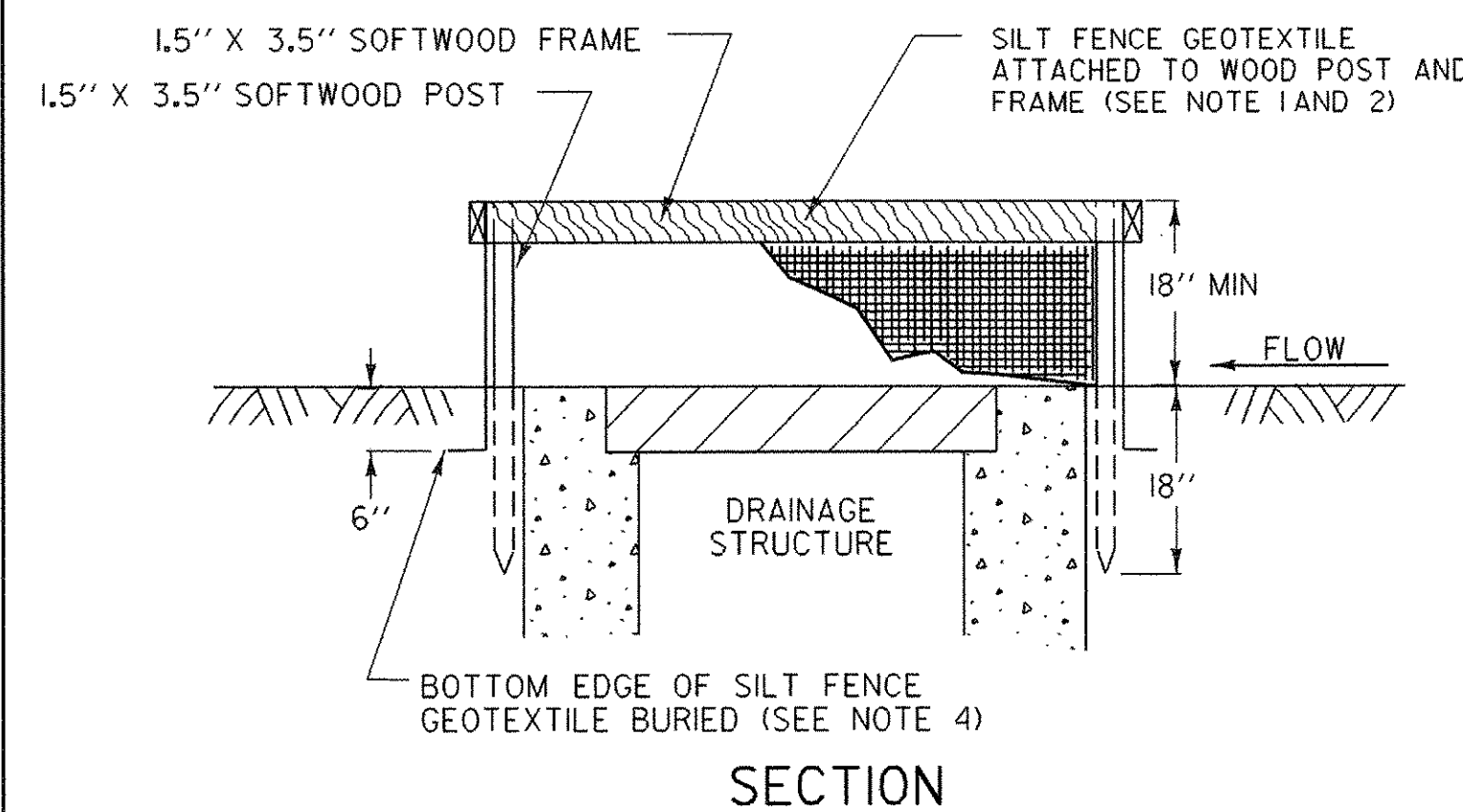
1. THE TOP OF THE INLET PROTECTION SHALL BE SET AT THE MAXIMUM DESIRED WATER LEVEL BASED ON FIELD LOCATION AND CONDITIONS.
2. SILT FENCE GEOTEXTILE SHALL BE A SINGLE CONTINUOUS PIECE TO MINIMIZE UNNECESSARY JOINTS.
3. SPACE SILT FENCE POSTS EVENLY AROUND INLET WITH A MAXIMUM SPACING OF 3 FEET. DRIVE POSTS A MINIMUM OF 18 INCHES INTO THE GROUND. WIRE MESH MAY BE REQUIRED BEHIND GEOTEXTILE TO PROVIDE SUPPORT.
4. SILT FENCE GEOTEXTILE SHALL BE EMBEDDED A MINIMUM OF 6 INCHES AND BACKFILLED, GEOTEXTILE SHALL BE SECURELY FASTENED TO POSTS AND FRAME.
5. GRAVEL BAGS SHALL BE FILLED WITH CLEAN STONE, RATHER THAN SAND. THIS WILL PREVENT SAND FROM ENTERING A DRAINAGE SYSTEM IF BAGS ARE DAMAGED DURING USE.
6. GRAVEL BAGS SHALL BE TIED, THEN INVERSELY INSERTED INTO A SECOND BAG, WHICH SHALL ALSO BE TIED. GRAVEL BAGS SHALL LAP THE JOINTS BETWEEN THE BAGS IN THE LAYER BELOW.
7. INLET PROTECTION SHALL BE INSPECTED EVERY SEVEN (7) CALENDAR DAYS AND WITHIN 24 HOURS OF A STORM EVENT GREAT ENOUGH TO CAUSE STORMWATER TO LEAVE THE CONSTRUCTION SITE.
8. INLET PROTECTION SHALL BE CLEANED AND REPAIRED AS NEEDED. SEDIMENT SHALL BE REMOVED WHEN ACCUMULATION REACHES ONE-HALF OF THE HEIGHT OR AS RECOMMENDED BY THE MANUFACTURER. SEDIMENT SHALL BE DISPOSED OF AT AN APPROVED WASTE SITE.
9. AT THE TIME OF REMOVAL OF INLET PROTECTION, THE DISTURBED AREA SHALL BE REPAIRED AND STABILIZED.
10. PREFABRICATED INLET PROTECTION SHALL BE INSTALLED PER MANUFACTURER'S RECOMMENDATION.



GRAVEL BAG INLET PROTECTION



SILT FENCE GEOTEXTILE ATTACHED TO 1.5" X 3.5" SOFTWOOD FRAME

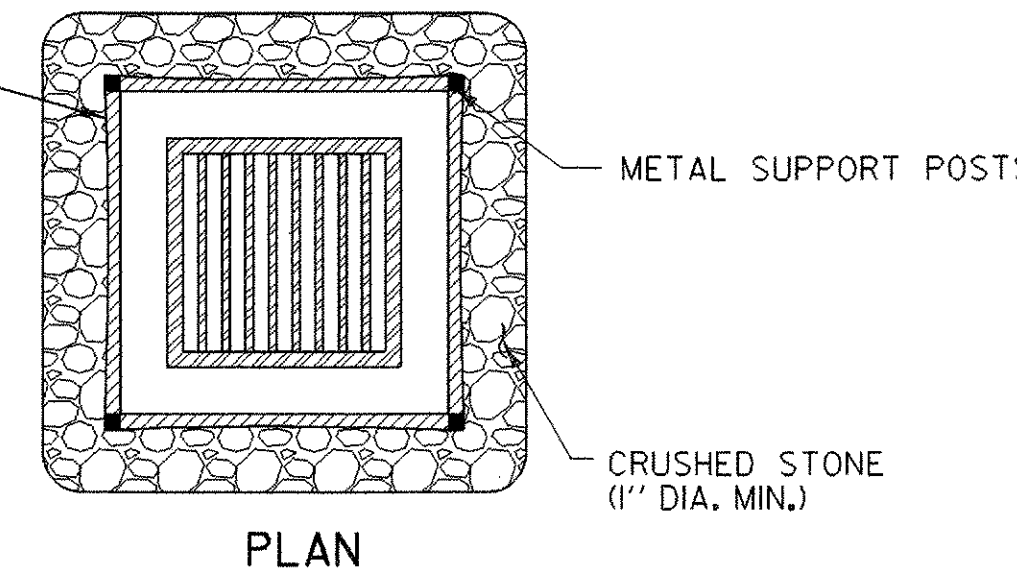


SILT FENCE INLET PROTECTION

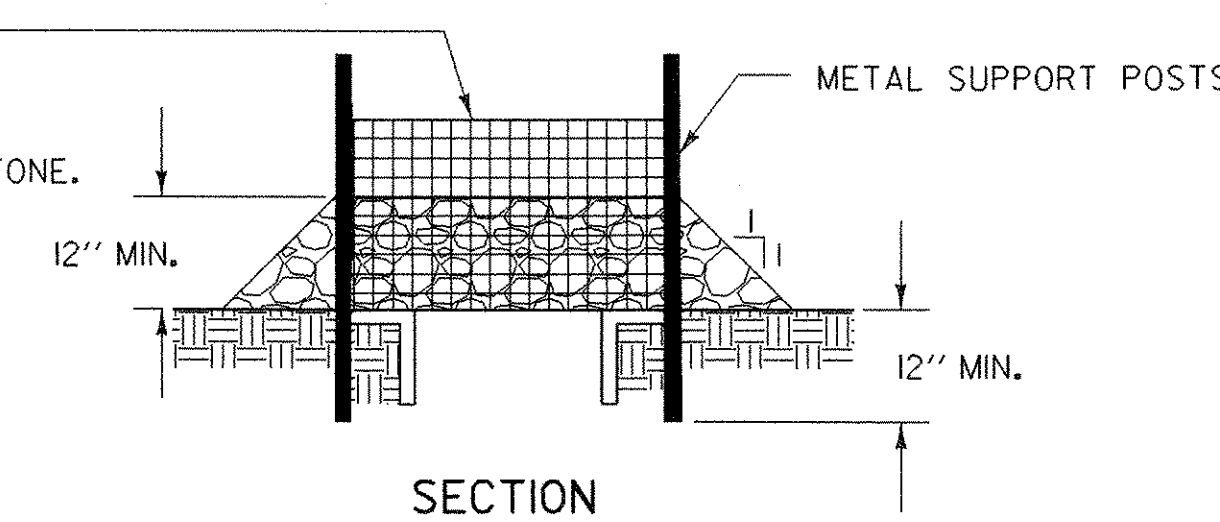
REVISIONS AND CORRECTIONS
JULY 15, 2005
N. GARBACIK

NOT TO SCALE

PLACE FILTER FABRIC AROUND THE WIRE MESH TO PREVENT CRUSHED STONE FROM ENTERING THE DROP INLET.

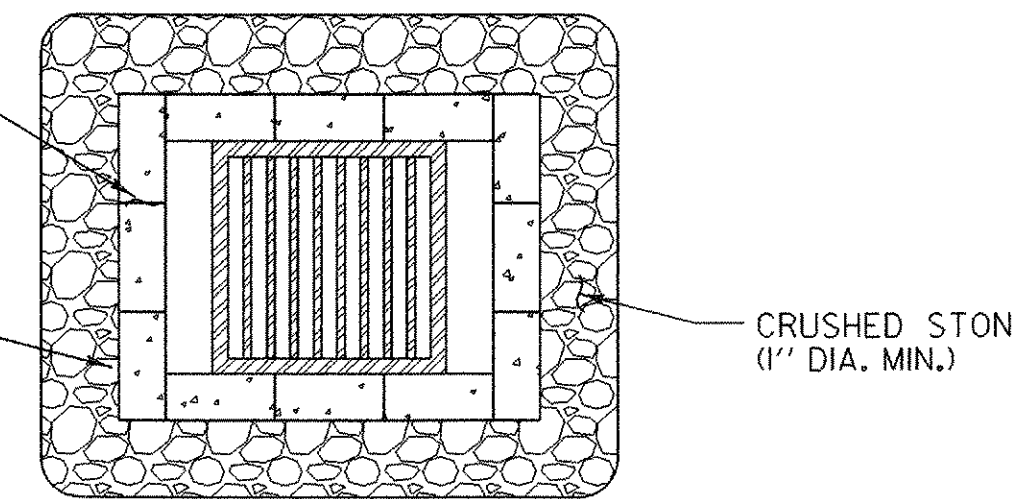


WIRE MESH FENCE WITH 0.5" MAX. OPENINGS. FENCE WILL BE WRAPPED WITH FILTER FABRIC. SECURE TIGHTLY TO METAL SUPPORT POSTS BEFORE PLACEMENT OF CRUSHED STONE.

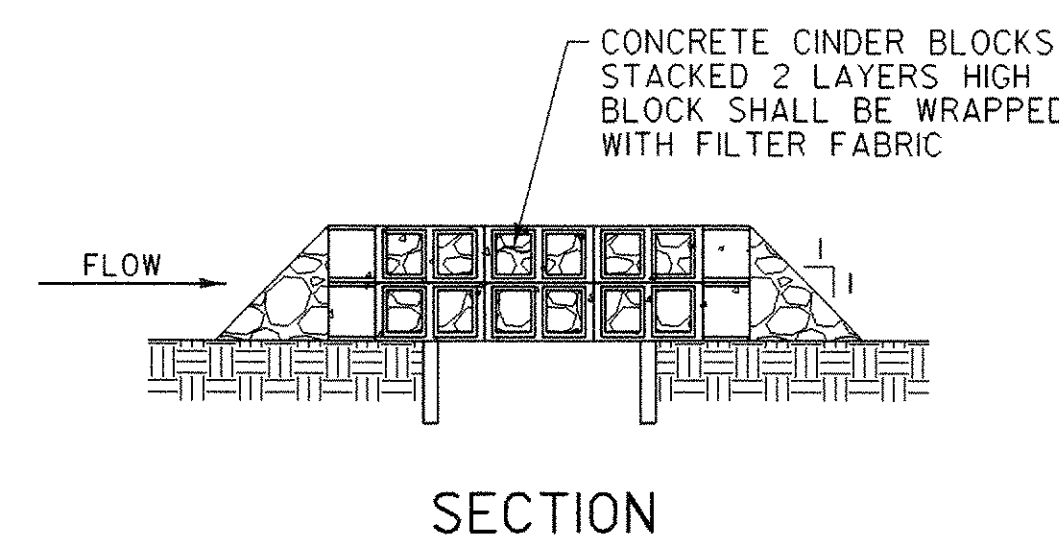


**ROCK BARRIER INLET PROTECTION
TEMPORARY UNPAVED AREAS**

PLACE CONCRETE "CINDER" BLOCKS AROUND THE DRAINAGE STRUCTURE SO THAT OPEN AREAS OF BLOCKS ALLOW FLOW TO REACH THE GRATE.




PLACE FILTER FABRIC AROUND THE CONCRETE BLOCKS TO PREVENT CRUSHED STONE FROM ENTERING OPEN AREAS OF BLOCKS.



**ROCK BARRIER INLET PROTECTION
TEMPORARY PAVED AREAS**

NOT TO SCALE



DETAIL
EPSC-3

EROSION PREVENTION & SEDIMENT CONTROL DETAILS INLET PROTECTION

PROJECT NAME: POWNAL
PROJECT NUMBER: STP RS 0107(8)

FILE NAME: /84c028/str/sc028ero.dgn
PROJECT LEADER: W. SYMONDS
DESIGNED BY: STANDARD
sc028epsc-3.1

PLOT DATE: 10-MAY-2007
DRAWN BY: STANDARD
CHECKED BY: STANDARD
SHEET 35 OF 65