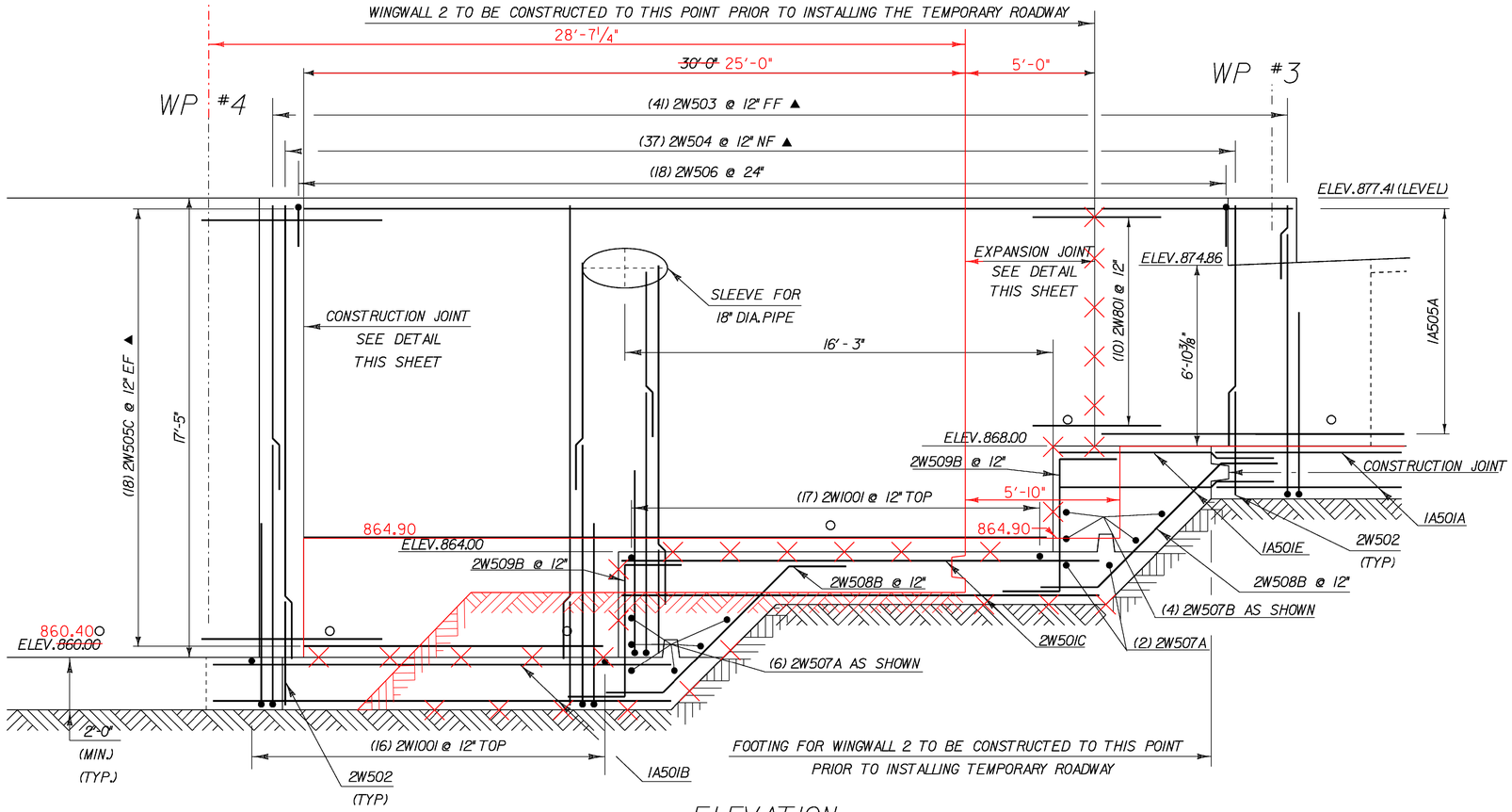

ELEVATION

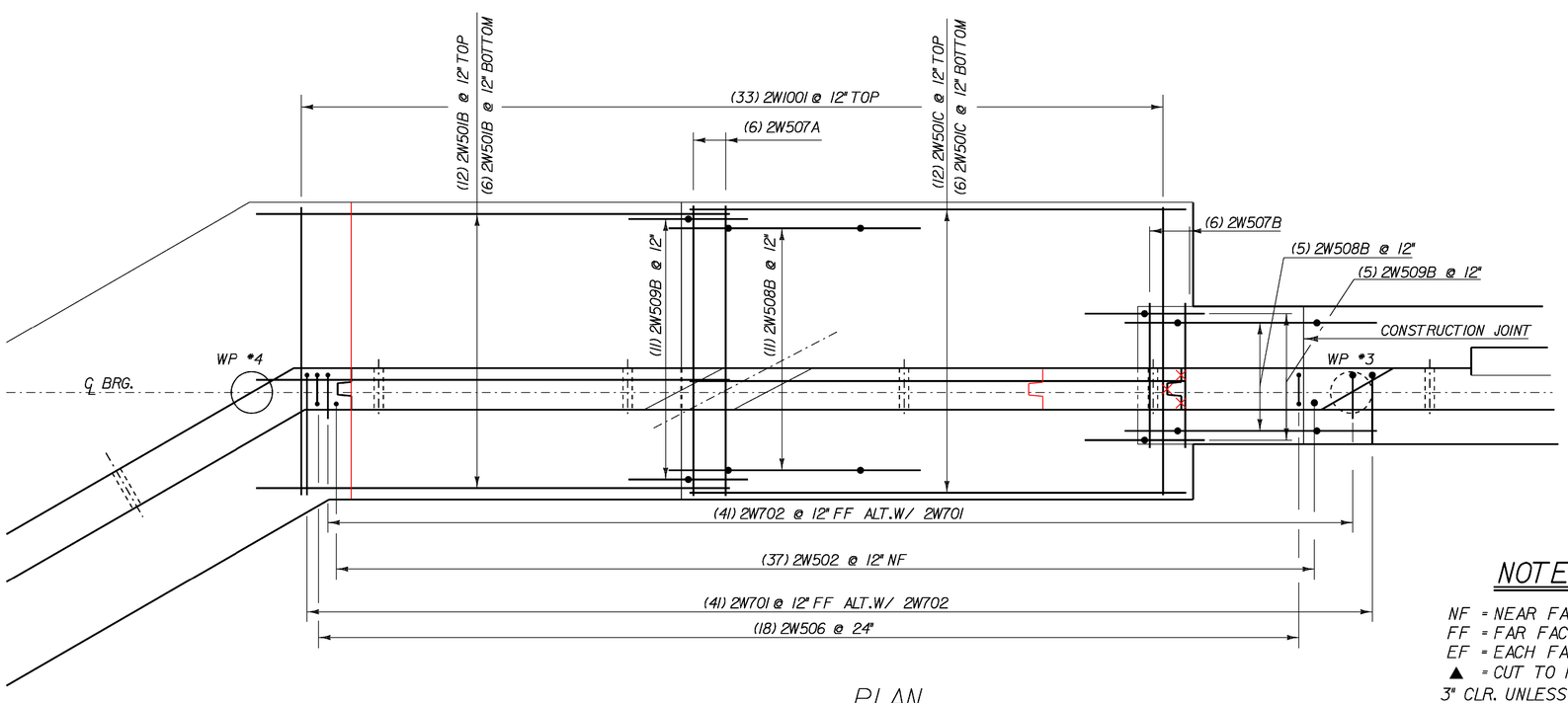

PLAN

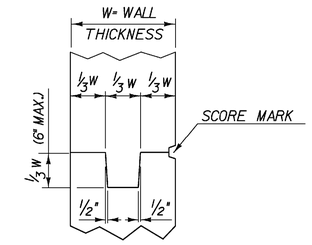

TYPICAL CONCRETE CONSTRUCTION JOINT

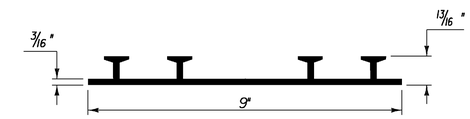

P.V.C. WATERSTOP FOR CONSTRUCTION JOINTS

THE COSTS FOR P.V.C.WATERSTOP SHALL BE INCLUDED IN THE UNIT PRICE BID FOR CONCRETE. OTHER CONFIGURATIONS MAY BE USED UPON APPROVAL OF THE STRUCTURES ENGINEER.

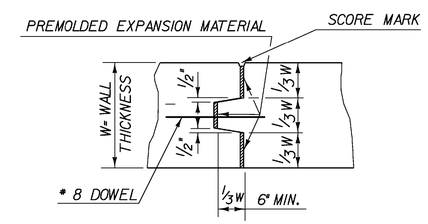

TYPICAL CONCRETE EXPANSION JOINT



P.V.C. WATERSTOP FOR EXPANSION JOINTS

THE COSTS FOR P.V.C.WATERSTOP SHALL BE INCLUDED IN THE UNIT PRICE BID FOR CONCRETE. OTHER CONFIGURATIONS MAY BE USED UPON APPROVAL OF THE STRUCTURES ENGINEER.

WINGWALL #2

SCALE 3/8" = 1'-0

1 0 1 2 3 4

NOTE:

NF = NEAR FACE
FF = FAR FACE
EF = EACH FACE
▲ = CUT TO FIT IN FIELD
3" CLR. UNLESS OTHERWISE SPECIFIED ON THE PLANS.

WINGWALL #2 REINFORCING SHEET 1

PROJECT NAME: WILLIAMSTOWN	
PROJECT NUMBER: BRS 0204(4)	
FILE NAME: 83ell\str.\sellabutl.dg	PLOT DATE: 07-APR-2008
PROJECT LEADER: M.EVANS.MONGEON	DRAWN BY: G.ROKES
DESIGNED BY: M.EVANS-MONGEON	CHECKED BY: U. STANLEY
IPARM sellsub8.I	SHEET 60 OF 108