

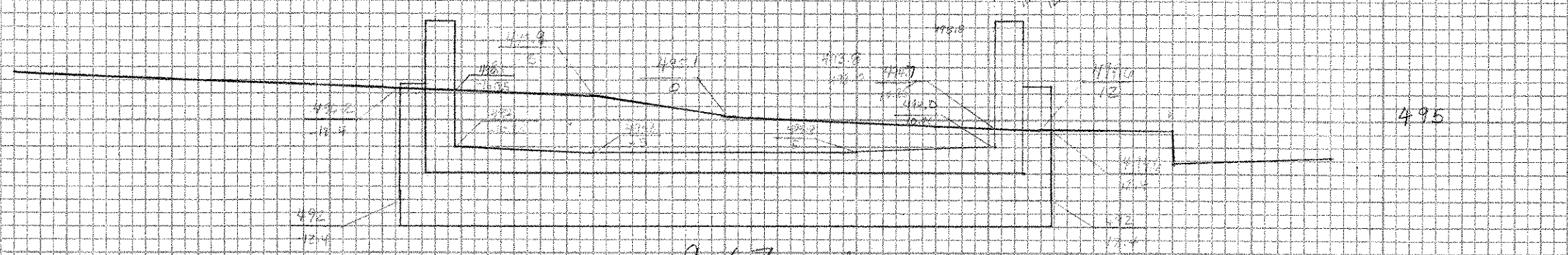
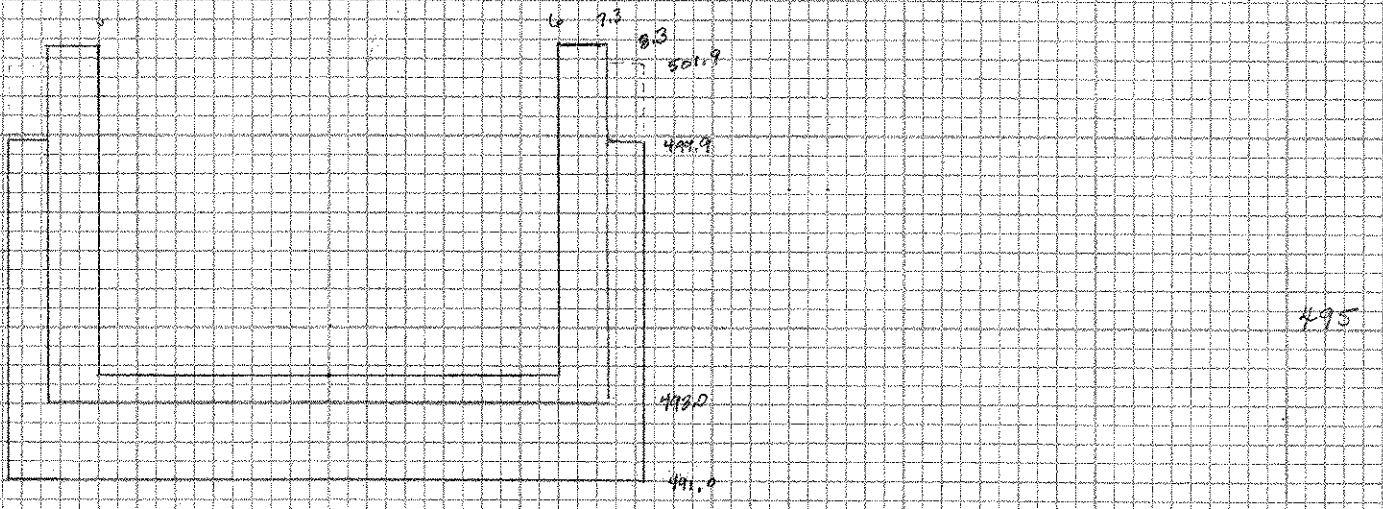
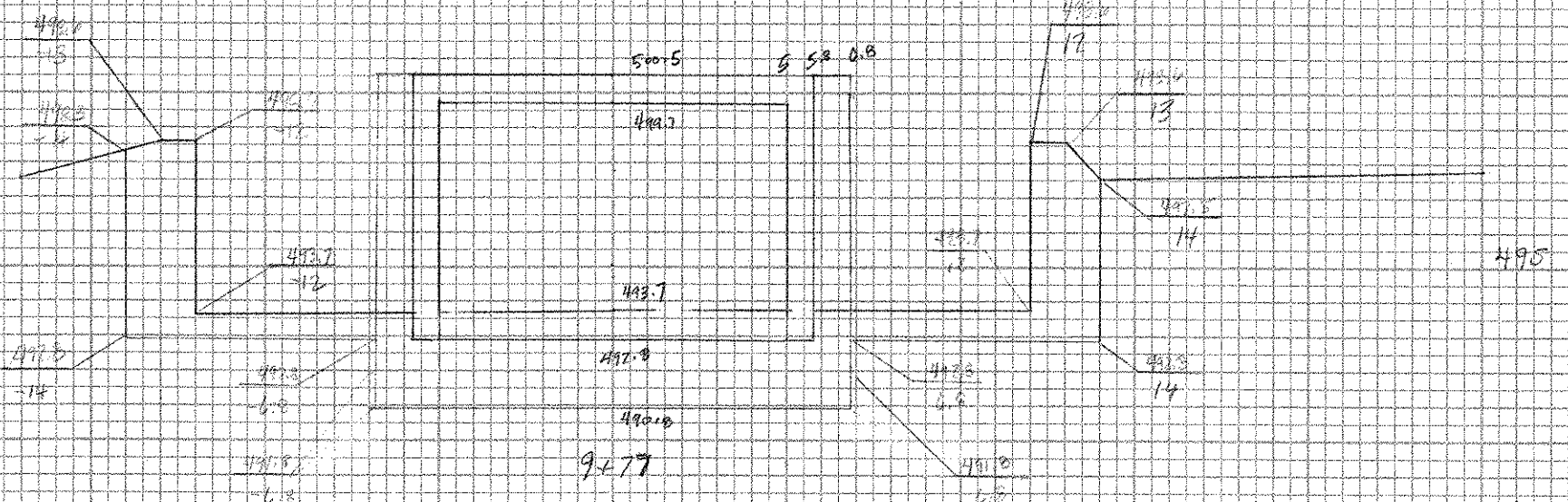
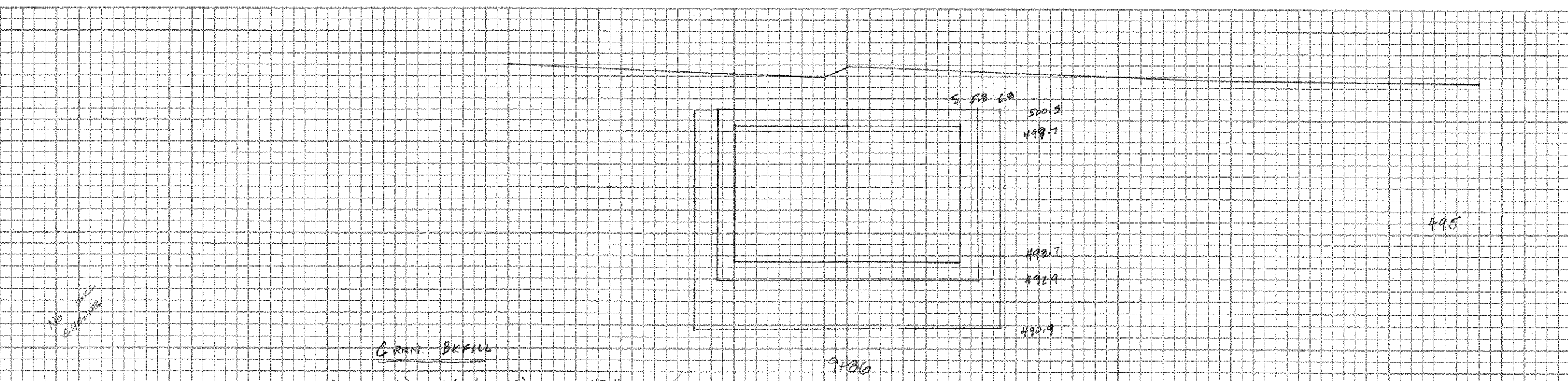
FINAL SURVEY NOTE BOOK
 NO. 5

ORIGINAL SURVEY NOTE BOOK
 NO. 5

GRAIN BACKFILL
 $(2 \times 13.6') + 2(1 \times 7.6') = 42.4 \text{ SF}$
 STR. E-64V
 $100\% \times 1 \times 13.6' = 13.6 \text{ SF}$
 $100\% \times (1 \times 7.6') = 7.6 \text{ SF}$

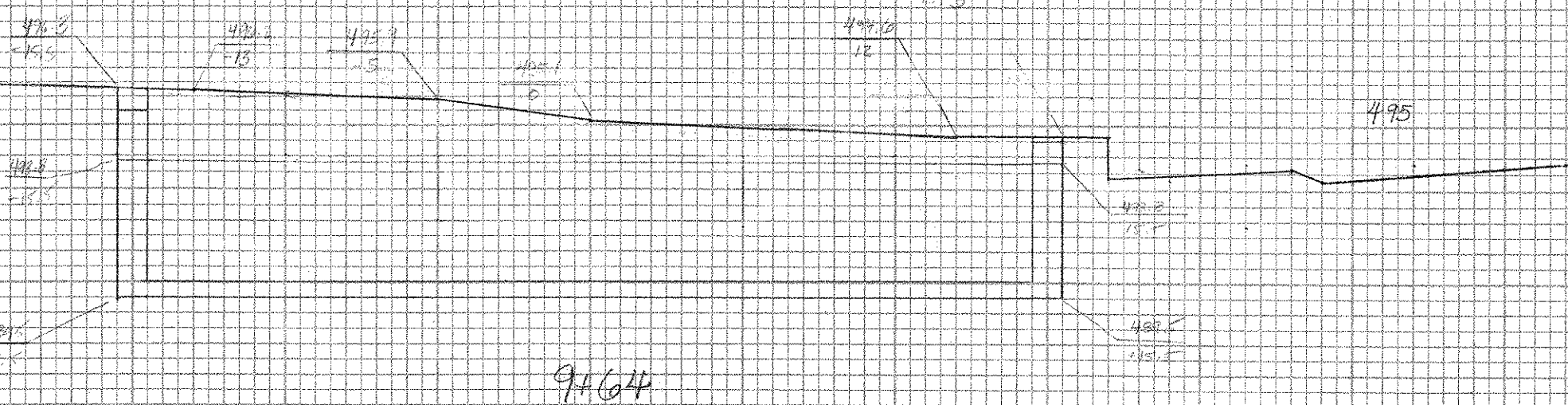
GRAIN BACKFILL
 $(2 \times 18.4') + 2(1 \times 7.7') = 48.2 \text{ SF}$
 STR. E-64V
 $100\% \times 1 \times 18.4' = 18.4 \text{ SF}$
 $100\% \times 1 \times 7.7' = 7.7 \text{ SF}$

GRAIN BACKFILL
 $(2 \times 16.6') + 2(1 \times 6.5') = 46.2 \text{ SF}$
 STR. E-64V
 $100\% \times 1 \times 16.6' = 16.6 \text{ SF}$
 $100\% \times 1 \times 6.5' = 6.5 \text{ SF}$

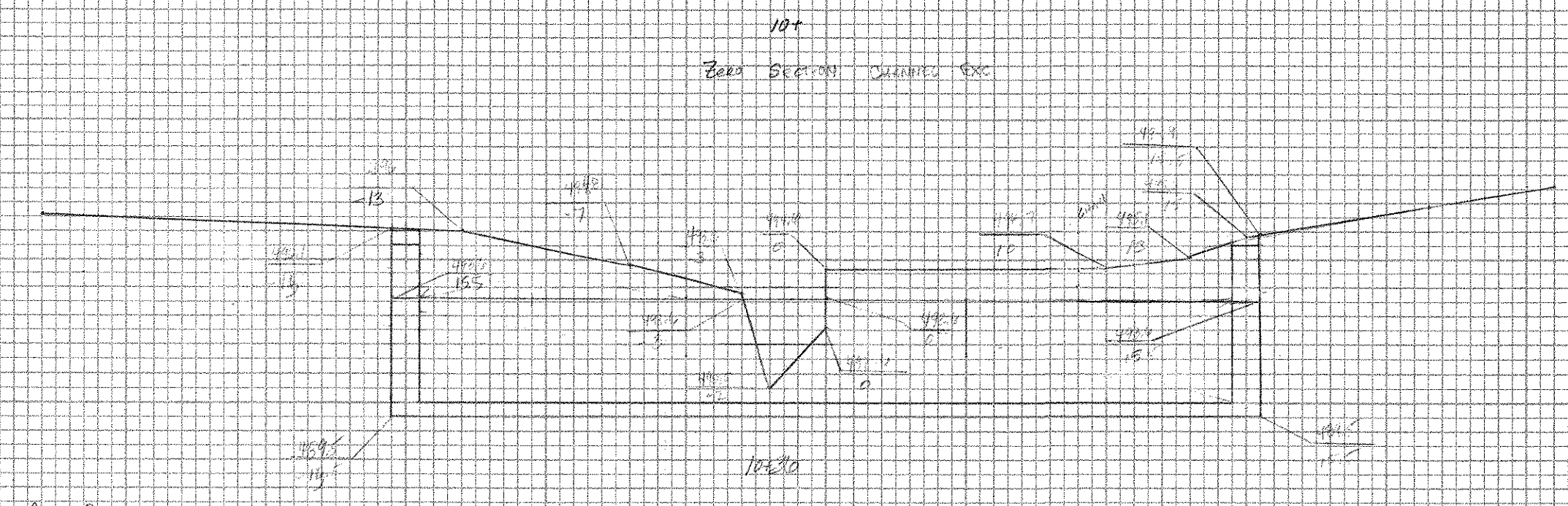


GRAIN BACKFILL
 $(2 \times 13.6') + 2(1 \times 7.6') = 42.4 \text{ SF}$
 STR. E-64V
 $100\% \times 1 \times 13.6' = 13.6 \text{ SF}$
 $100\% \times 1 \times 7.6' = 7.6 \text{ SF}$

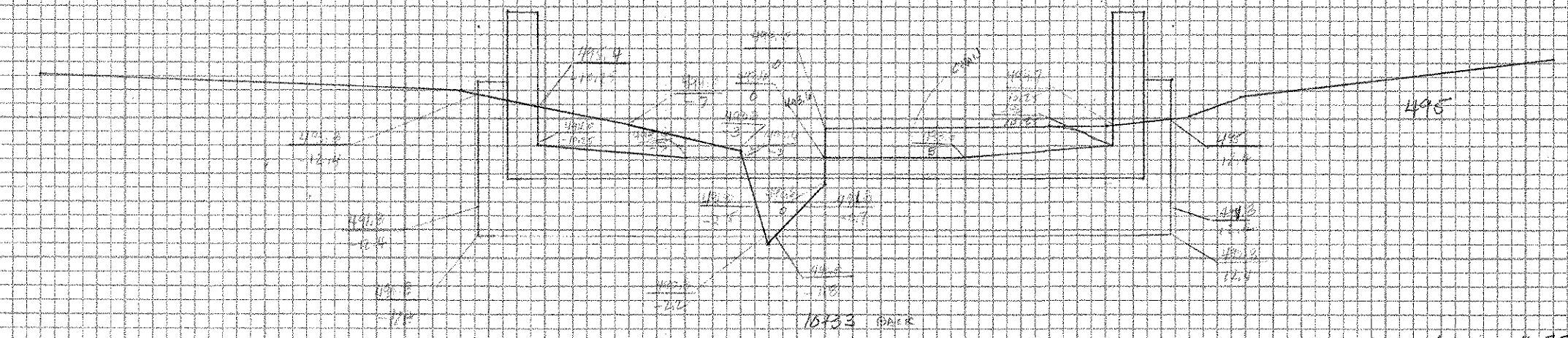
GRAIN BACKFILL
 $(2 \times 13.6') + 2(1 \times 7.6') = 42.4 \text{ SF}$
 STR. E-64V
 $100\% \times 1 \times 13.6' = 13.6 \text{ SF}$
 $100\% \times 1 \times 7.6' = 7.6 \text{ SF}$



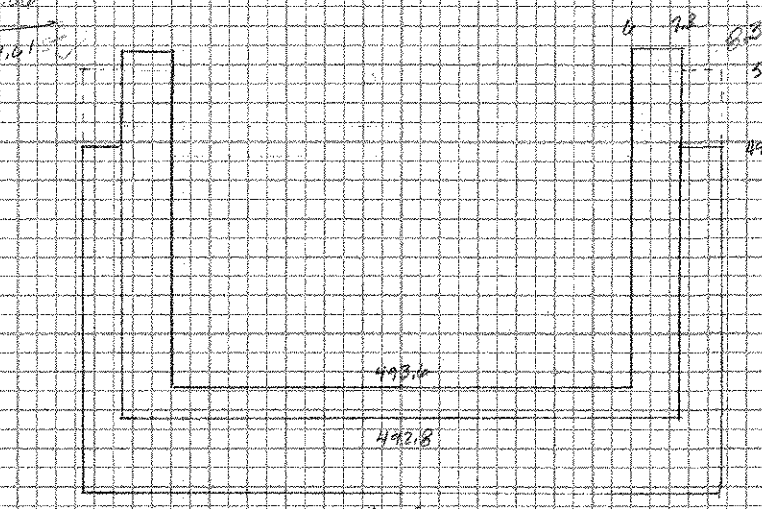
GRAIN BACKFILL
 $(2 \times 13.6') + 2(1 \times 7.6') = 42.4 \text{ SF}$
 STR. E-64V
 $100\% \times 1 \times 13.6' = 13.6 \text{ SF}$
 $100\% \times 1 \times 7.6' = 7.6 \text{ SF}$




GRAIN BACKFILL
 $(2 \times 13.6') + 2(1 \times 7.6') = 42.4 \text{ SF}$
 STR. E-64V
 $100\% \times 1 \times 13.6' = 13.6 \text{ SF}$
 $100\% \times 1 \times 7.6' = 7.6 \text{ SF}$



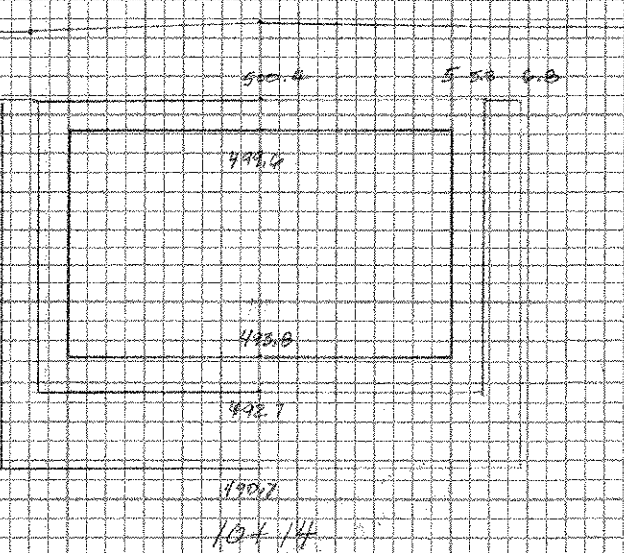
GRAIN BACKFILL
 $(2 \times 13.6') + 2(1 \times 7.6') = 42.4 \text{ SF}$
 STR. E-64V
 $100\% \times 1 \times 13.6' = 13.6 \text{ SF}$
 $100\% \times 1 \times 7.6' = 7.6 \text{ SF}$



GRAIN BACKFILL
 $(2 \times 13.6') + 2(1 \times 7.6') = 42.4 \text{ SF}$
 STR. E-64V
 $100\% \times 1 \times 13.6' = 13.6 \text{ SF}$
 $100\% \times 1 \times 7.6' = 7.6 \text{ SF}$



GRAIN BACKFILL
 $(2 \times 13.6') + 2(1 \times 7.6') = 42.4 \text{ SF}$
 STR. E-64V
 $100\% \times 1 \times 13.6' = 13.6 \text{ SF}$
 $100\% \times 1 \times 7.6' = 7.6 \text{ SF}$



GRAIN BACKFILL
 $(2 \times 13.6') + 2(1 \times 7.6') = 42.4 \text{ SF}$
 STR. E-64V
 $100\% \times 1 \times 13.6' = 13.6 \text{ SF}$
 $100\% \times 1 \times 7.6' = 7.6 \text{ SF}$

STATION	DISTANCE, FT	AREA, SQ FT	VOLUME, CU YD
9+30	0	0	326.14
9+64	3	48.06	117.45
9+67	3	38.28	45.82
9+70	0	0	0
10+30	5	0	24.50
10+33	3	14.33	32.90
10+36	4	38.94	77.88
10+40	0	0	0
TOTAL VOL		1084.29 SF	40.6 CU YD

STATION	DISTANCE, FT	AREA, SQ FT	VOLUME, CU YD
9+64	3	138.30	399.9
9+67	3	133.30	399.9
9+67	10	29.75	806.25
9+77	9	71.50	543.15
9+86	9	49.30	378.87
10+14	9	49.20	378.87
10+23	10	79.10	616.85
10+23	0	84.61	640.87
10+33	3	121.45	364.35
10+36	3	121.45	364.35
TOTAL VOLUME		3409.65	129.98 CU YD

STATION	DISTANCE, FT	AREA, SQ FT	VOLUME, CU YD
9+64	3	26.5	79.5
9+67	3	26.5	79.5
9+67	10	50.3	478.8
9+75	2	51.00	93.6
9+77	4	42.60	340.8
9+86	4	42.6	340.8
10+14	9	42.4	381.6
10+23	2	51.4	93.6
10+33	3	47.4	426.6
10+33	3	47.4	426.6
10+36	3	47.4	426.6
TOTAL VOLUME		1940.1	74.86 CU YD

SHORCHAN - ERIE ST. - ADDISON
 E-64V (B)
 REMOVED CONCRETE BOX E-64V (B)
 2.94 x 10.00 FT