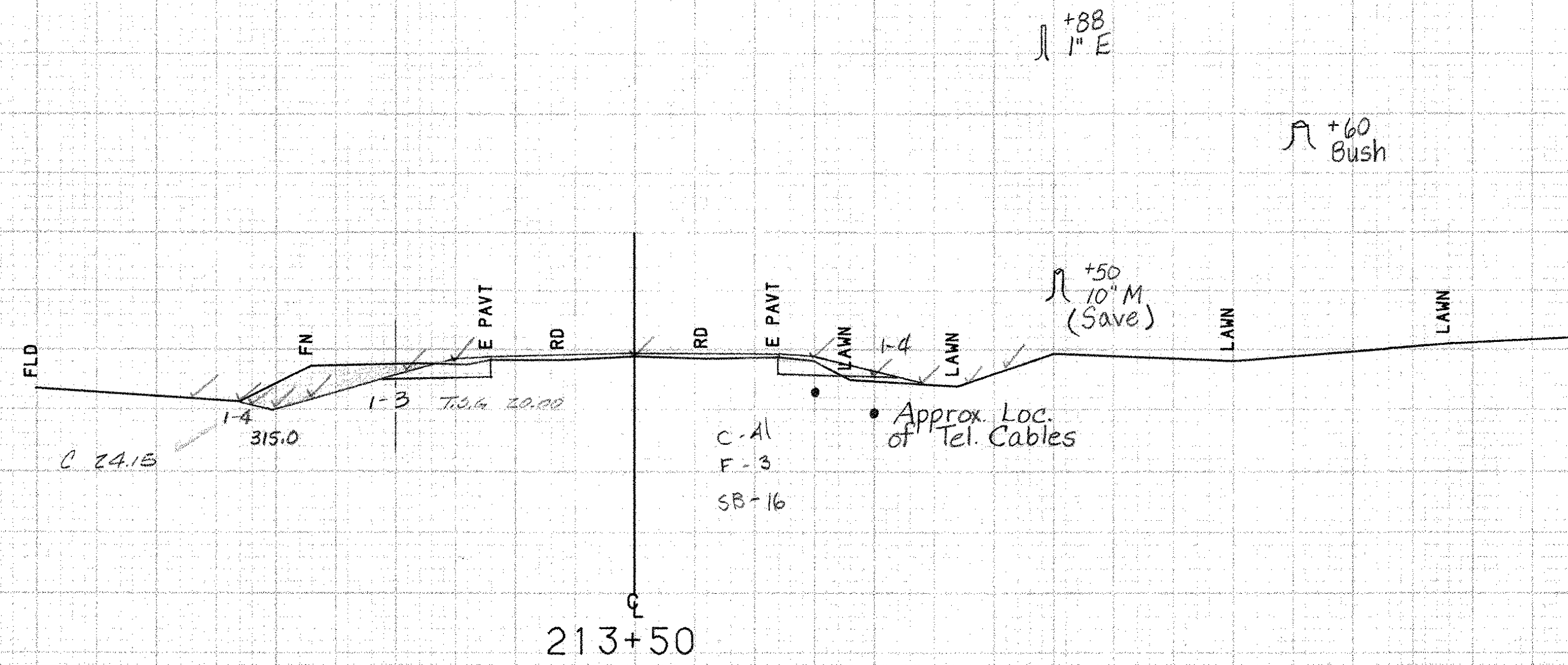
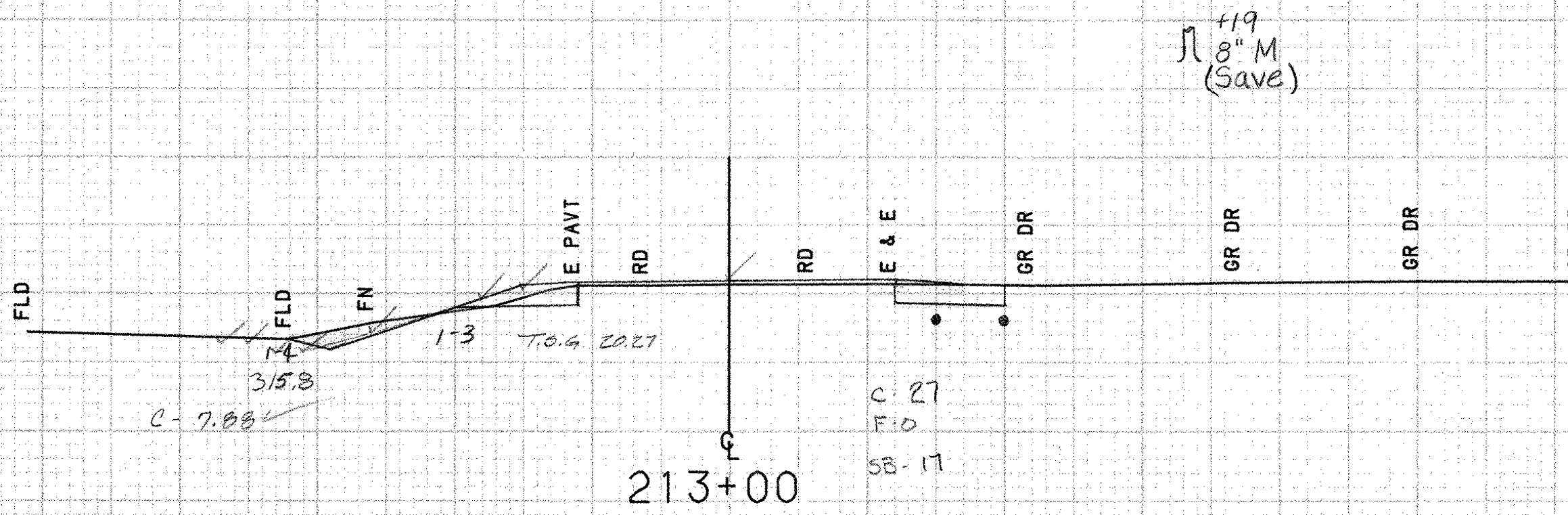


EARTH	
20.0	316.9
22.0	317.6
27.0	316.1
32.0	315.2
32.0	315.2
33.0	315.6
27.0	316.7
22.0	318.9



310

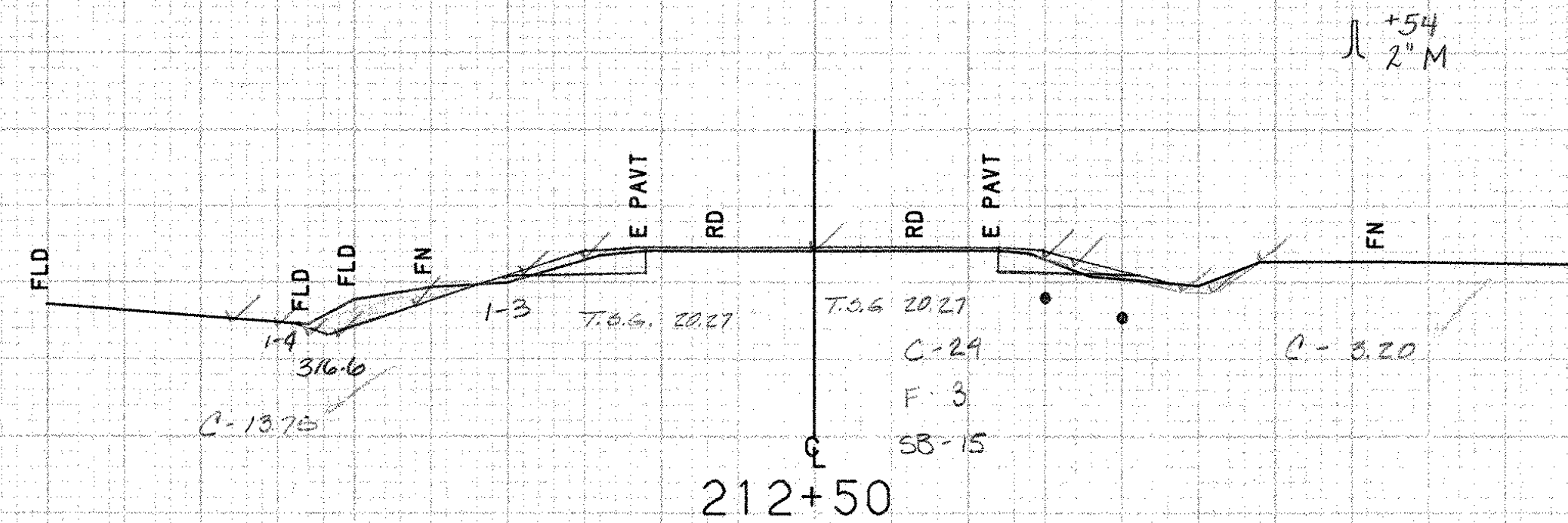
EARTH	
21.5	317.5
26.0	317.1
29.0	315.9
32.0	316.6
26.0	318.0
21.5	317.5



213+00 RT
18" CMP - Retain

320

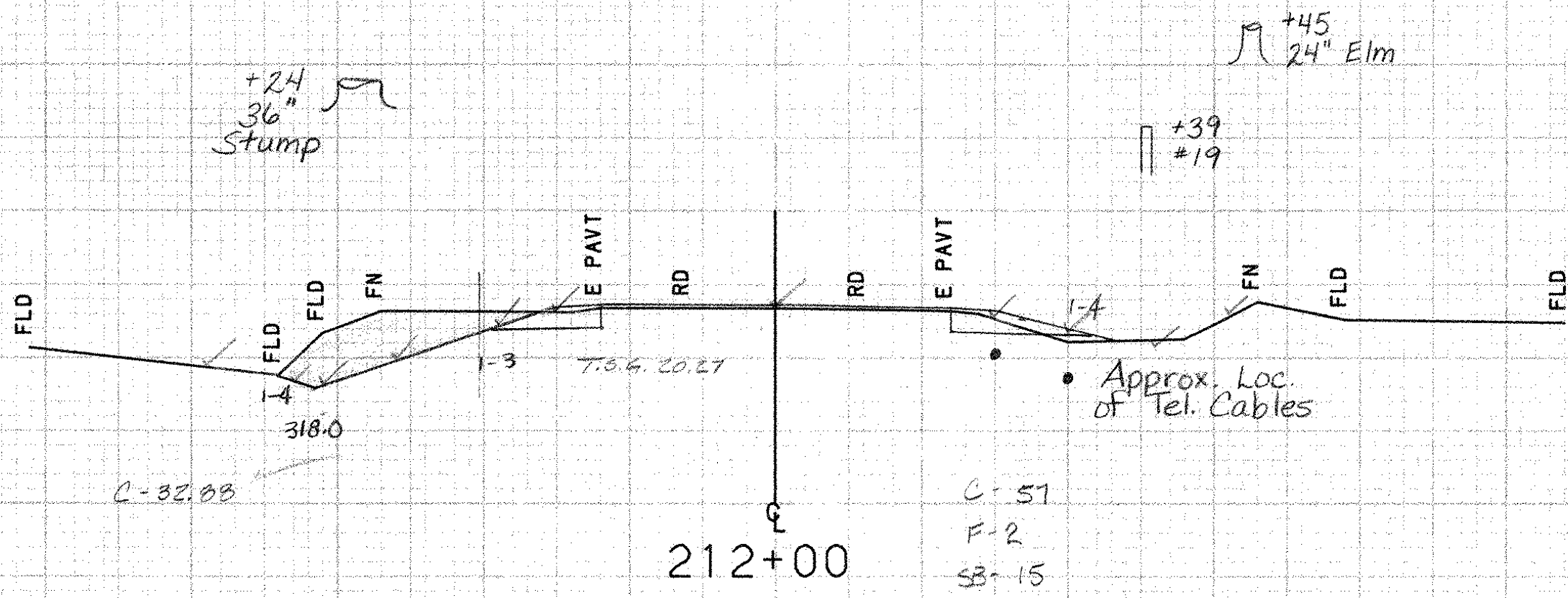
EARTH	
25.0	319.9
26.0	315.2
32.0	314.7
34.0	317.5
30.0	319.0
25.0	319.7
22.0	319.9



EARTH	
21.0	320.0
26.0	319.4
26.0	319.4
29.0	319.2
25.0	319.9
21.0	320.0

320

EARTH	
20.27	323.1
20.27	322.6
26.0	319.9
31.0	318.4
33.0	316.4
34.0	319.0
31.0	321.5
27.0	323.1
20.27	323.1



212+00 RT
End special Ditch w/ Erosion Matting
Begin Ditch Cleaning (To be Paid as All Purpose Excavator Rental, Type I,)
End Removing and Resetting fence
End Temporary Corbed wire fence (4-strand)
END REMOVAL OF EXISTING FENCE

Bridport MM 3.86 ~ MM 4.06

320

FROM STA.	212+00	TO STA.	213+50
PROJECT NAME	SHOREHAM-BRIDPORT-ADDISON		
NO.	F017-1 (2)	PLOTTED	05/27/88
SURVEYED BY	MOREAU	05/88	0130
SHEET	340	OF	420 SHEETS
		SHEET	340 of 477

SCALE 1" = 10 FEET