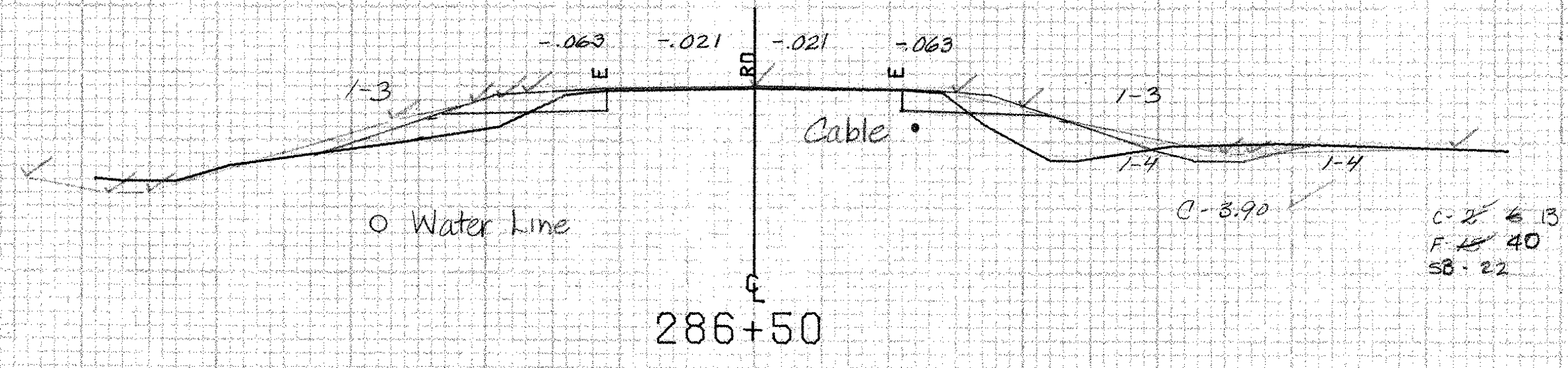


286+92 ~ 287+17 LT
Breakaway Cable Terminal

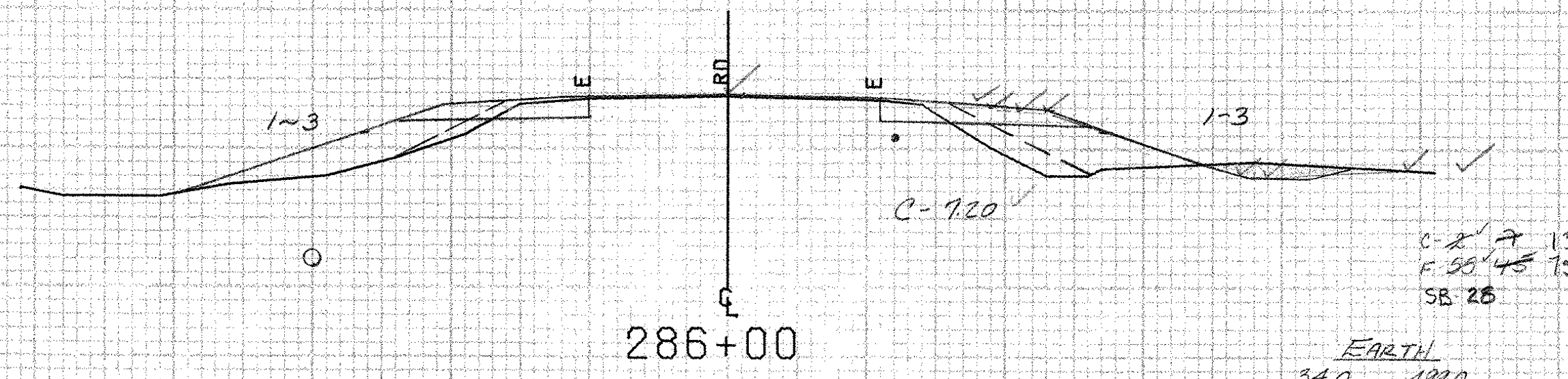
286+92 LT
End Steel Beam Guard Rail



EARTH	
33.0	499.9
35.0	499.4
37.0	499.4
38.0	499.1
41.0	500.0
53.0	499.9
3.90	

286+00 LT
End Temporary Traffic Barrier

STA 286+10
END TEMPORARY DETOUR



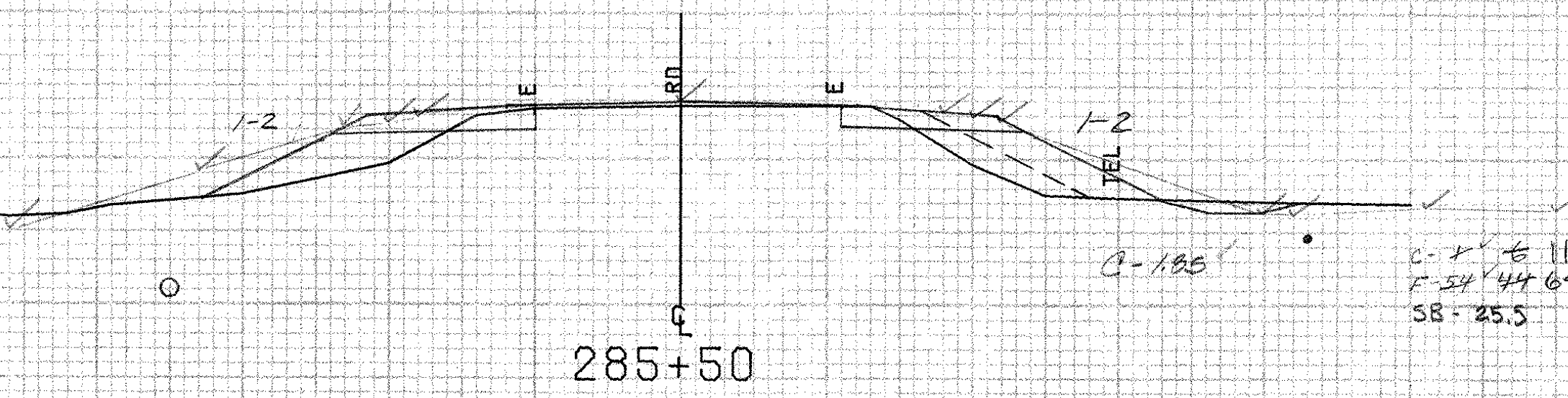
EARTH	
34.0	499.0
37.0	498.0
42.0	498.0
45.0	498.5
34.0	499.0
7.20	

286+00 RT
End Temporary Traffic Barrier

285+92 ~ 286+17 RT
Breakaway Cable Terminal
500

285+92 RT
End Steel Beam Guard Rail

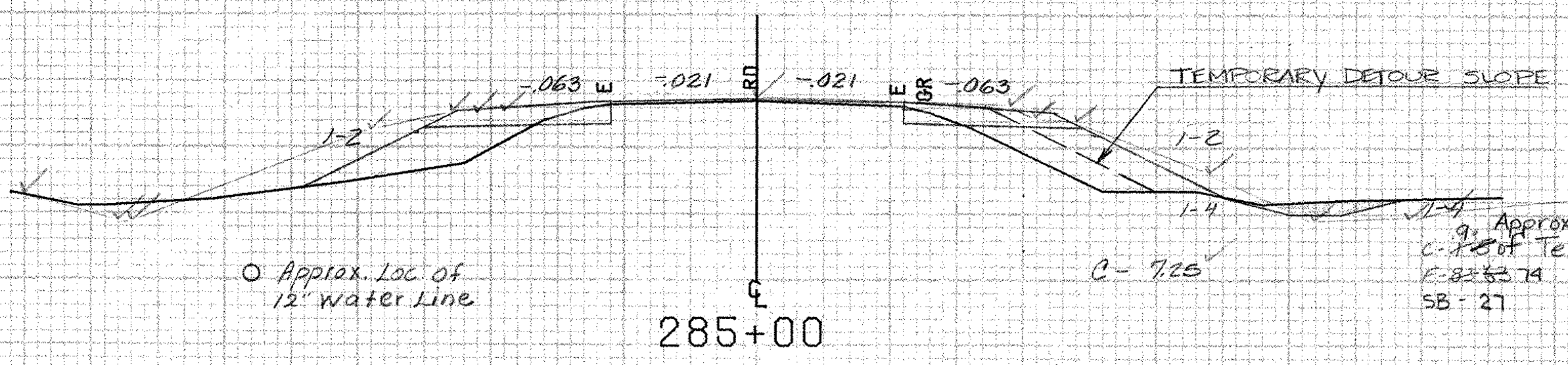
285+50 LT
End GEOTEXTILE FABRIC for Silt fence



EARTH	
37.0	497.1
40.0	496.3
42.0	497.0
37.0	497.1
1.85	

285+07 LT
End Removal and Disposal
of Guard Rail

285+07 RT
End Removal and Disposal
of Guard Rail



EARTH	
39.0	496.0
40.0	496.0
44.0	495.0
44.0	496.1
50.0	496.0
7.25	

BRIDPORT MM 2.53 ~ MM 2.64

FROM STA.	285+00	TO STA.	286+50
PROJECT NAME	SHOREHAM-BRIDPORT-ADDISON		
NO.	F017-1(2)	PLOTTED	02/10/84
SURVEYED BY	FANTONI	JAN	1984
SHEET	302 OF 420 SHEETS	SHEET	302 OF 477

SCALE 10 FEET

CUTS WITH 4:1 SLOPE